



17th May, 2023

BSE Limited

Corporate Relationship Department,
1st Floor, New Trading Ring,
Rotunda Building, P J Towers,
Dalal Street, Fort, Mumbai - 400 001
Ph. 022 - 2272 3121, 2037, 2041,
Email: corp.relations@bseindia.com

National Stock Exchange of India Ltd.

Exchange Plaza, 5th Floor,
Plot no. C/1, G Block
Bandra-Kurla Complex, Bandra (E),
Mumbai-400051
Ph. 022 -2659 8237, 8238, 8347, 8348
Email: cmlist@nse.co.in

Security Code No.: 532508

Security Code No. : JSL

Sub.: Intimation pursuant to Regulation 30 of SEBI (Listing Obligations and Disclosure Requirements) Regulations, 2015 - Earning Presentation.

Dear Sir,

Pursuant to Regulation 30 of the Securities and Exchange Board of India (Listing Obligations and Disclosure Requirements) Regulations, 2015, we are enclosing herewith the Q4&FY23 revised earnings presentation of Jindal Stainless Limited ("the Company"). The same is also being uploaded on the website of the Company- www.jindalstainless.com.

Please take the above information on record.

Thanking you.

For Jindal Stainless Limited

Navneet Raghuvanshi
Head-Legal & Company Secretary



Encl: A/a

Jindal Stainless Limited

CIN: L26922HR1980PLC010901

Gurugram Office: Stainless Centre, Plot No.- 50, Sector - 32, Gurugram - 122001, Haryana, India

T: +91 124 449 4100 **E:** info@jindalstainless.com **Website:** www.jindalstainless.com

Registered Office: O.P. Jindal Marg, Hisar - 125005, Haryana, India

Corporate Office: Jindal Centre, 12 Bhikaji Cama Place, New Delhi - 110066, India

T: +91 011-26188345, 41462000, 61462000



JINDAL STAINLESS LTD

Q4 & FY23
Earnings Presentation

May 17, 2023

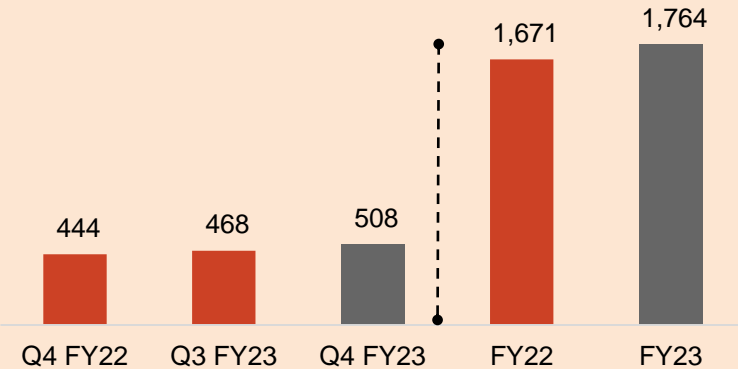
Disclaimer

This presentation and the accompanying slides (the "Presentation"), which has been prepared by Jindal Stainless Limited (referred to "respective company (ies)") for this joint earning presentation, are purely for information purposes only and is not, and is not intended to be, an offer, or solicitation of offer, or invitation or recommendation or advise to buy or sell or deal with any securities of the company, and shall not constitute an offer, solicitation or invitation or recommendation or advise to buy or sell or deal with any securities of the respective Company in any jurisdiction in which such offer, solicitation or invitation or recommendation or advise is unlawful or in contravention of applicable laws. No part, or all, of this Presentation shall be used or form the basis of, or be relied on or referred to in connection with, any contract or investment decision in relation to any securities of the respective Company. This Presentation is strictly informative and relating to the financial conditions, internal functioning, day to day operations, future events and projections etc. of the Company and this presentation shall not be used or relied upon or referred to in whole or in part, for any purpose whatsoever. The information in this Presentation is being provided by the respective company and is subject to change without any notice or liability. This Presentation has been prepared by the respective company based on information and data which it considers reliable, but it makes no representation or warranty, express or implied, whatsoever, and no reliance shall be placed on, the truth, accuracy, completeness, veracity, fairness, integrity, sufficiency and reasonableness of the contents of this Presentation. This Presentation may not be all inclusive and exhaustive and may not contain all of the information that you may consider material. Any liability in respect of the contents of, or any omission from, this Presentation is expressly excluded. This Presentation contains statements about future events and expectations that are forward-looking statements. These statements typically contain words such as "expects" and "anticipates" and words of similar import. Any statement in this Presentation that is not a statement of historical fact is a forward-looking statement that involves known and unknown risks, uncertainties, contingencies and other factors which may cause our actual results, performance or achievements to be materially different from any future results, performance or achievements expressed or implied by such forward-looking statements. None of the future projections, expectations, estimates or prospects in this Presentation should be taken as forecasts or promises nor should they be taken as implying any indication, assurance or guarantee that the assumptions on which such future projections, expectations, estimates or prospects have been prepared are correct or exhaustive or, in the case of the assumptions, fully stated in the Presentation. The respective Company assume no obligations or responsibility to update the forward-looking statements contained herein to reflect actual results, changes in assumptions or changes in factors affecting these statements. You unconditionally and irrevocable acknowledge and undertake that you will be solely responsible for your own assessment of the market, the market position, the business and financial condition of the respective company and that you will conduct your own analysis and be solely responsible for forming your own view of the potential future performance of the business of the respective company . All the risks, liabilities or consequences arising out of or consequent to the use of or reliance on or reference to this Presentation and/or acting on the basis of the analysis/views formed by you, shall be solely borne by you. This Presentation speaks as of the date mentioned herein. Neither the delivery of this Presentation nor any further discussions of the respective Company with any of the recipients shall, under any circumstances, create any implication that there has been no change in the affairs of the respective company since that date. The Merged Entity pro-forma financials have been prepared assuming the approval of the Scheme by respective authorities and are merely indicative in nature.

Standalone Operational and Financial Performance

Key Financials Highlights

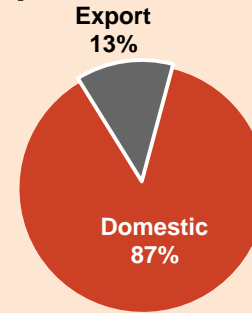
Sales Volume ('000 MT)



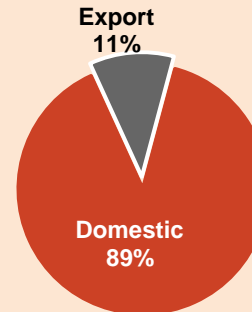
Shift (%)	QoQ: 8%	YoY: 14%	6%
-----------	---------	----------	----

Highest quarterly sales in Q4 FY23 on the back of growing end-user industry demand in the domestic market

Sales Composition Q4 FY23

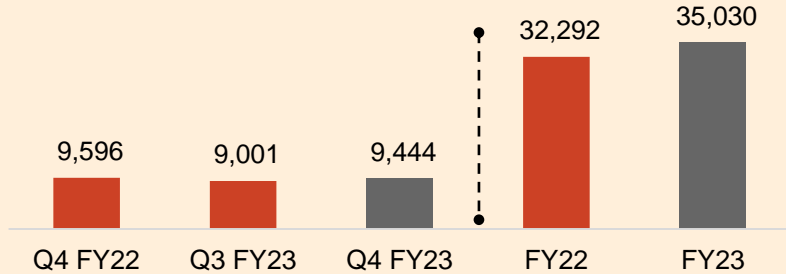


Sales Composition FY23



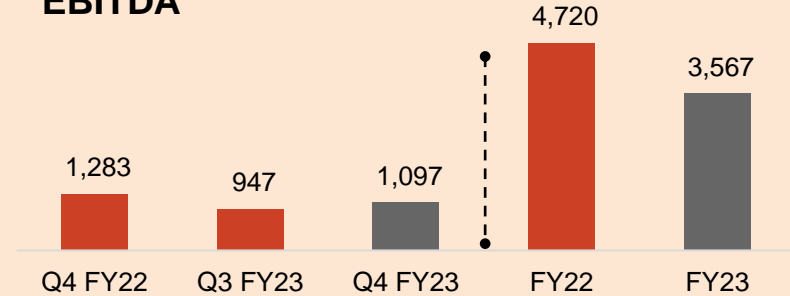
Key Financials Highlights

Net Revenue



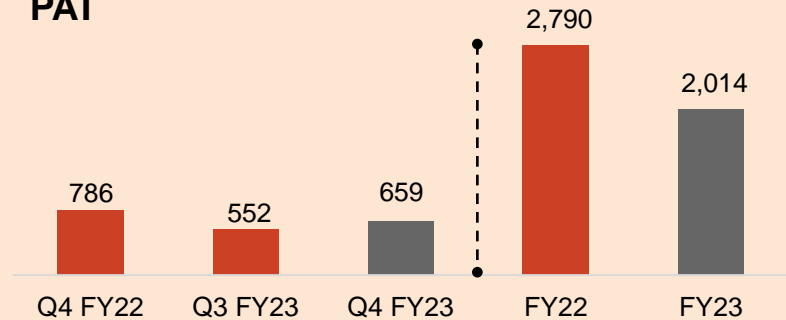
Shift (%)	QoQ: 5%	YoY: -2%	8%
-----------	---------	----------	----

EBITDA



Shift (%)	QoQ: 16%	YoY: (15)%	(24)%
-----------	----------	------------	-------

PAT



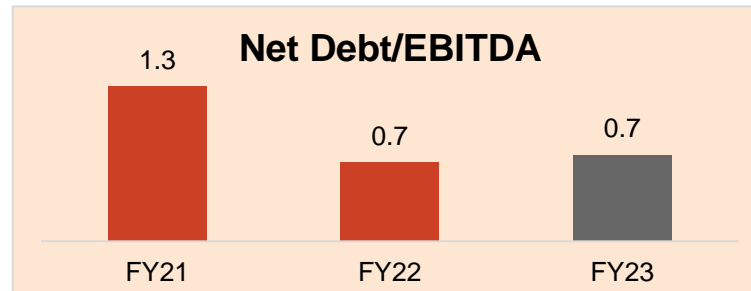
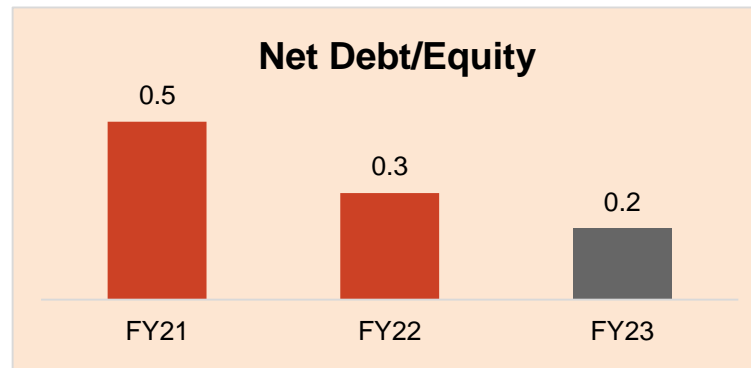
Shift (%)	QoQ: 19%	YoY: (16)%	(28)%
-----------	----------	------------	-------

Continuous agility in sales and operations planning, digitization, dynamic product mix & R&D powered product development remained the key reason behind robust performance

Debt Position & Key Ratios

Borrowings (Standalone) (INR crore)	As on March 2023	As on March 2022	As on March 2021
Debt			
Long term debt	3,012	2,685	2,787
Short term debt	477	714	451
Total Debt	3,489	3,400	3,238
Cash & Bank balances	898	220	103
Net Debt	2,591	3,179	3,135

Borrowings (Subsidiaries) (INR crore)	As on March 2023	As on March 2022	As on March 2021
Long-Term Debt	80	116	119
Short-Term Debt	333	454	267
Total	412	570	386
Cash & Bank balances	32	36	35
Net Debt	380	534	351



Long term debt ratings of AA- (Positive Outlook) & short term debt ratings of A1+

Key Updates

Dividend Update

- The Board of Directors (BoD) of Jindal Stainless recommended a Final Dividend payment @Re 1.50 for FY23 to the shareholders on account of improved financial performance, taking the total dividend payment to Re 2.50 i.e. 125% per equity share with a face value of Rs 2 each. This announcement comes a month after the BoD approved a Special Interim Dividend payment @Re 1 per equity share for FY23 on successful completion of the merger

Merger Update

- The merger of Jindal Stainless (Hisar) Limited with Jindal Stainless Limited was completed, effective from March 02, 2023 with an appointed date of April 1, 2020

Rathi Super Steel Ltd:

- After the successful acquisition of Rathi Super Steel Ltd, Jindal Stainless has begun production in the facility ahead of the planned timelines. This was achieved despite the facility being closed for an extended period of time.

Stake acquisition in NPI facility:

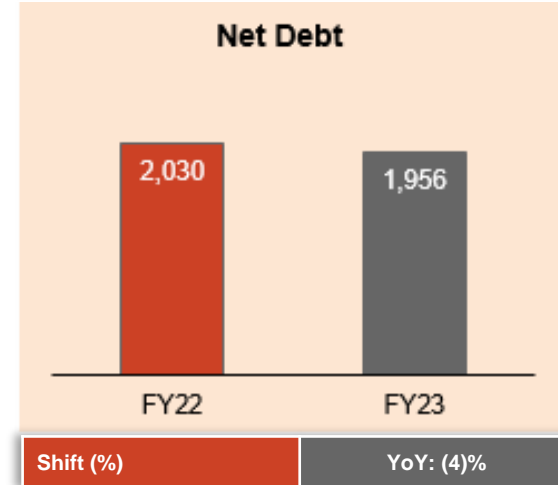
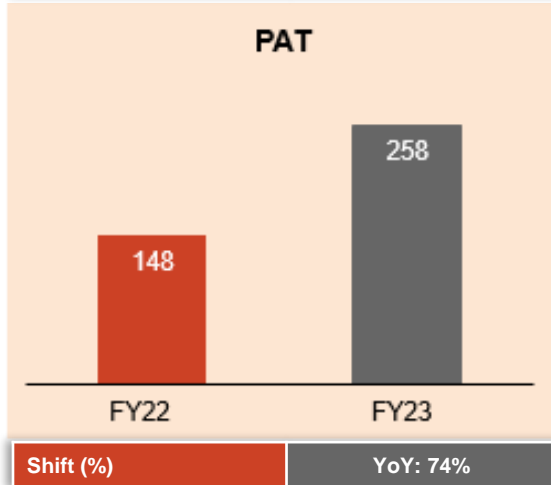
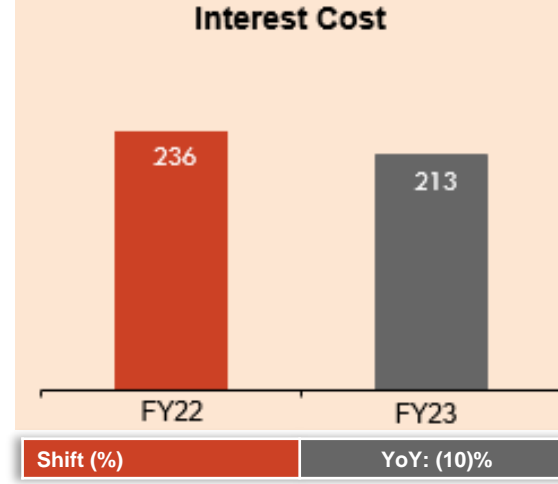
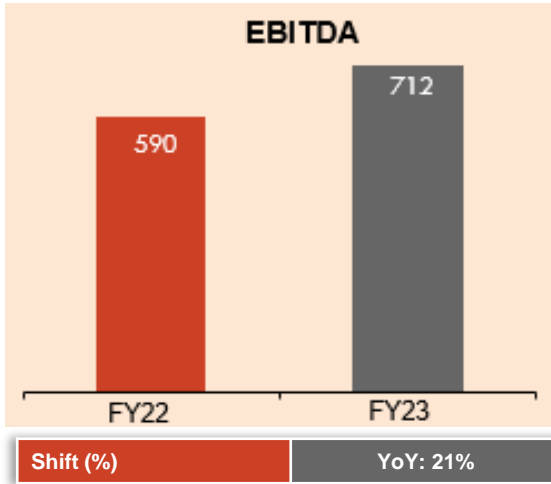
- Jindal Stainless entered into a collaboration agreement with New Yaking Pte Ltd for a 49% stake in their Nickel Pig Iron (NPI) smelter facility in Indonesia. This first-of-its-kind move by an Indian entity will ensure long-term availability of nickel ore for the Company

Project Update

Stainless steel melt shop capacity expansion of 1 million tonne was completed in March 2023, along with the expansion of supporting downstream facilities in Jajpur, taking the total melt capacity of the Company to 2.9 million tonnes per annum within the committed timelines

JSL Projects	Existing Capacity MTPA	Incremental Capacity MTPA	Total JSL MTPA	Est. Capex INR Cr	Est. Completion	Status
SMS	1.10	1.00	2.10	530	Q4 FY23	✓
Combo Line				1,250	Q4 FY23	✓
HRAP	0.80	0.45	1.25			
CRAP	0.45	0.30	0.75			
Ferro Chrome	0.25	0.10	0.35	315	Q3 FY24	
Quality Lab Expenses and Other balancing				55		
Sub Total JSL				2,150		
JSHL Projects	Existing Capacity KTPA	Incremental Capacity KTPA	Total SPD KTPA	Est. Capex INR Cr	Est. Completion	Status
Precision Strip	22	38	60	250		
PS Phase -1		26			Q2 FY22	✓
PS Phase-2		12			Q4 FY23	✓
Blade Steel	14	10	24	200		
BS Phase -1		6			Q2 FY23	✓
BS Phase-2		4			Q2 FY24	
Sub Total JSHL				450		
Total Project Cost				2,600		

JUSL Performance



Process Industry

- Demand for special grades e.g. Duplex, Super Austenitic, Chequered plates used for critical application looks promising

Railways – wagons, coaches, metros

- Demand for wagons increased significantly. Outlook remains positive
- Focus on passenger and Metro coaches continue to support demand

Infrastructure

- Lifts and elevators segment has been stable with positive outlook
- Robust economic activities in infrastructure supported demand; Outlook remains positive with strong growth potential in structural applications

Automobiles

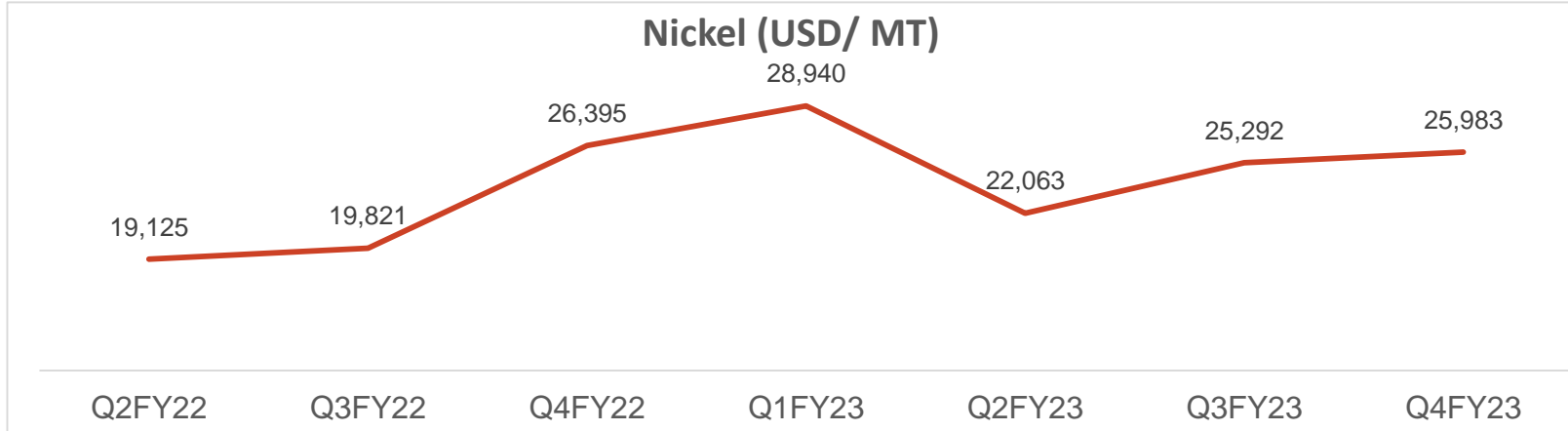
- Demand continues
- Outlook remains stable

Pipes & Tubes

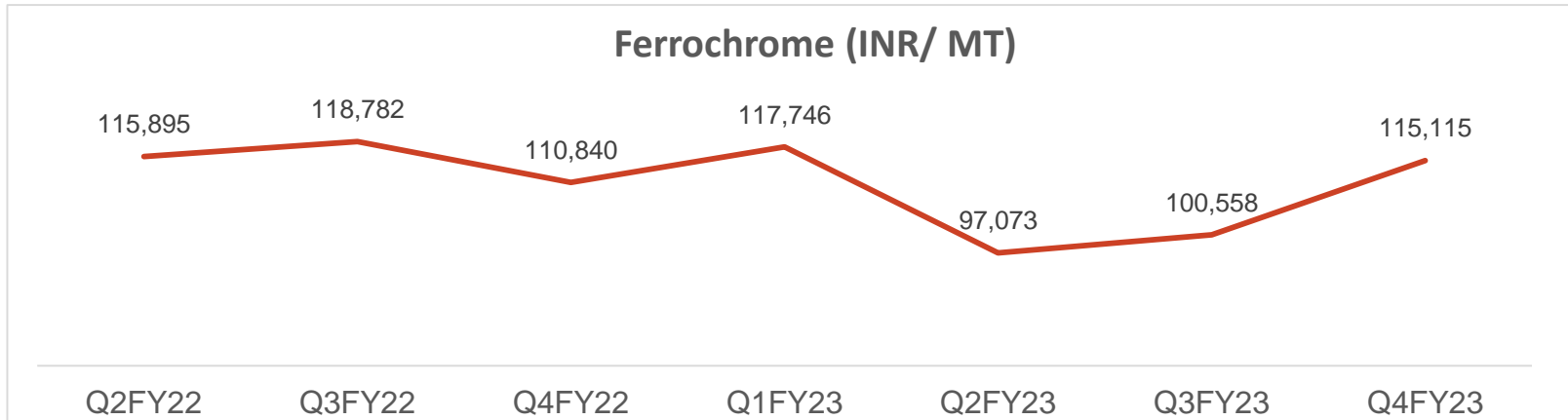
- Demand Normalized
- Stable market sentiments expected going ahead



Key Raw Materials- Price trend



Note: Average quarterly prices; Source: LME



Note: Average quarterly prices; Source: Steel Mint

Annexure



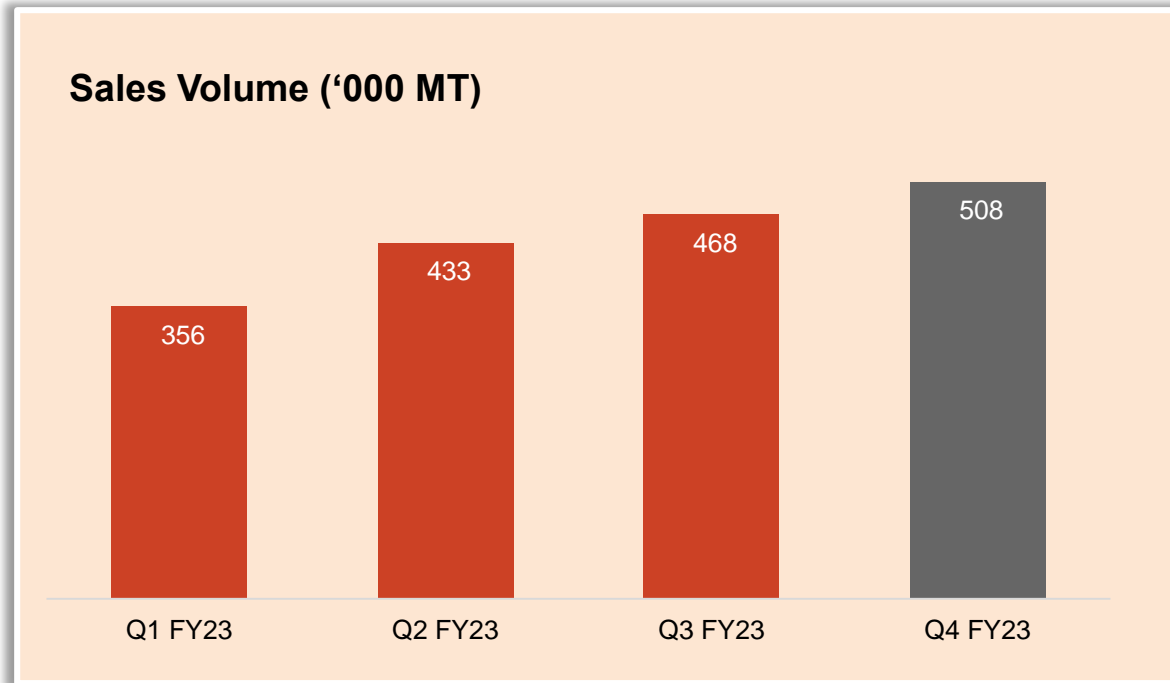
Abridged P&L Statement (Standalone)

Particular (Rs. crore)	Q4FY23	Q4FY22	YoY	Q3FY23	QoQ	FY23	FY22	YoY
			Change (%)		Change (%)			Change (%)
Revenue from operations	9,444	9,596	(2%)	9,001	5%	35,030	32,292	8%
Total Expenditure	8,347	8,313	0%	8,054	4%	31,463	27,572	14%
EBITDA	1,097	1,283	(15%)	947	16%	3,567	4,720	(24%)
EBITDA/ton	21,610	28,872	(25%)	20,246	7%	20,216	28,250	(28%)
EBITDA margin (%)	12%	13%	(176) bps	11%	109 bps	10.2%	14.6%	(443) bps
Other Income	32	23	43%	30	9%	106	64	67%
Finance Cost	75	71	5%	68	10%	295	312	(5%)
Depreciation	169	172	(2%)	169	(0%)	675	704	(4%)
PBT	886	1,062	(17%)	740	20%	2,704	3,767	(28%)
Tax	227	277	(18%)	188	20%	690	977	(29%)
PAT	659	786	(16%)	552	19%	2,014	2,790	(28%)
PAT margin (%)	7.0%	8.2%	(121) bps	6.1%	85 bps	5.7%	8.6%	(289) bps
EPS (Diluted) in INR	8.0	9.6	(17%)	6.7	19%	24.5	34.2	(29%)

Abridged P&L Statement(Consolidated)

Particular (Rs. crore)	Q4FY23	Q4FY22	YoY	Q3FY23	QoQ	FY23	FY22	YoY
			Change (%)		Change (%)			Change (%)
Revenue from operations	9,765	9,726	0%	9,063	8%	35,697	32,733	9%
Total Expenditure	8,621	8,314	4%	8,194	5%	32,111	27,642	16%
EBITDA	1,144	1,412	(19%)	868	32%	3,586	5,090	(30%)
<i>EBITDA margin (%)</i>	11.7%	14.5%	(281) bps	9.6%	213 bps	10.0%	15.6%	(551) bps
Other Income	38	26	45%	39	(2%)	126	71	79%
Finance Cost	83	82	2%	76	10%	325	344	(6%)
Depreciation	181	184	(1%)	181	(0%)	724	759	(5%)
Share of profit of investments gain/(loss)	40	20	94%	35	14%	110	101	9%
PBT	957	1193	(20%)	685	40%	2774	4159	(33%)
Tax	241	299	(19%)	172	40%	690	1050	(34%)
PAT	716	895	(20%)	513	40%	2084	3109	(33%)
<i>PAT margin (%)</i>	7.3%	9.2%	(187) bps	5.7%	168 bps	5.8%	9.5%	(366) bps
EPS (Diluted) in INR	9.3	10.7	(13%)	6.0	54%	25.7	37.8	(32%)

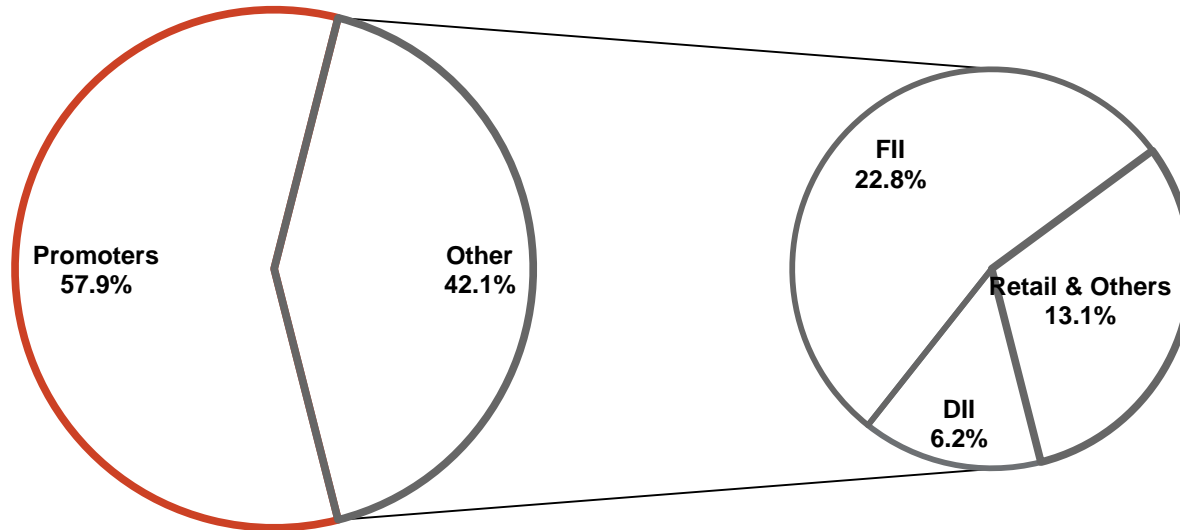
FY23: Quarterly Sales Volume



Shareholding Pattern

JSL (Merged Entity)

Floating Stock (%)



About Us:

Jindal Stainless is India's leading stainless steel producer with manufacturing facilities at Jajpur, Odisha and Hisar, Haryana, and an overseas unit in Indonesia. It has six service centres in India and one in Spain, besides a worldwide network of 14 offices and 10 sales offices in India.

Founded in 1970, Jindal Stainless has an annual turnover of US \$4.20 billion (as of March'22). As a result of capacity expansion at the Jajpur facility from 1.1 MTPA to 2.1 MTPA, the total melting capacity of the merged entity (including 0.8 MTPA at Hisar) is nearly 3 MTPA.

The Company's product range includes stainless steel slabs, blooms, coils, plates, sheets, precision strips, blade steel, and coin blanks. The company's vision remains improving lives through trustworthy and innovative stainless steel solutions.

.
.

Shreya Sharma / Kapil Joshi

Jindal Stainless Limited

Tel: +91 11 2618 8345

Email:

shreya.sharma@jindalstainless.com

Kapil.joshi@jindalstainless.com



Thank You