

Jindal Stainless (Hisar) Limited
formerly Jindal Stainless (Hisar) Private Limited

Pre Scheme - Shareholding pattern as on 19.12.2014 as per clause 35 of listing agreement

Introductory sub-table (I)(a)

Party paid up shares	No. of partly paid-up shares	As a % of total no. of partly paid-up shares	As a % of total no. of shares of the company
Held by promoters / promoter group	-	-	-
Held by public	-	-	-
Total	-	-	-
Outstanding Convertible Securities	No. of outstanding securities	As a % of total no. of outstanding convertible securities	As a % of total no. of shares of the company assuming full conversion of convertible securities
Held by promoters / promoter group	-	-	-
Held by public	-	-	-
Total	-	-	-
Warrants	No. of warrants	As a % of total no. of warrants	As a % of total no. of shares of the company assuming full conversion of warrants
Held by promoters / promoter group	-	-	-
Held by public	-	-	-
Total	-	-	-
Total paid-up capital of the company, assuming full conversion of warrants and convertible securities	Rs.5,00,000/- divided into 2,50,000 equity shares of Rs.2/- each.		



Statement Showing Shareholding Pattern
Table (I)(a)

D	A	Shareholding of promoter & promoters group					Number of shares	Date
		(i)	(ii)	(iii)	(iv)	(v)		
	1	Indian						
	(a)	Individuals (HUF)						
	(b)	Central Govt./State Govt.						
	(c)	Public Corporations						
	(d)	Financial Institutions / Banks						
	(e)	Any Other						
		Sub Total (A)(1)	7	250,000		300,000		
	2	Foreign						
	(a)	Individuals (Non Resident Inc./Trusts/Foreign Ind)						
	(b)	Bodies Corporate						
	(c)	Institutions						
	(d)	Qualified Foreign Investor						
	(e)	Any other						
		Sub Total (A)(2)						
		Total shareholding of promoter and promoters group (A) = (A)(1)+(A)(2)	7	250,000		300,000		
	B	Public shareholding						
	1	Institutions						
	(a)	Mutual Funds / UTI						
	(b)	Financial Institutions / Banks						
	(c)	Central Govt. / State Govt.						
	(d)	Venture Capital Funds						
	(e)	Insurance Companies						
	(f)	Foreign Institutional Investors						
	(g)	Foreign Venture Capital Investors						
	(h)	Qualified Foreign Investor						
	(i)	Any other						
		Sub Total (B)(1)						
	2	Non Institutions						
	(a)	Bodies Corporate						
	(b)	Individuals						
		Individuals shareholders holding nominal share capital up to 1% i.e. 1 lakh						
		Individuals shareholders holding nominal share capital in excess of 1% i.e. 1 lakh						
	(c)	Qualified Foreign Investor						
	(d)	Any other						
		Sub Total (B)(2)						
		Total Public Shareholding (B) = (B)(1)+(B)(2)						
	(C)	Total (A)+(B)	7	250,000		300,000		
		Shares held by custodians and against which GDS have been issued						
		Grand Total (A)+(B)+(C)	7	250,000		300,000		



(14b) Statement showing holdings of securities (including shares, warrants, convertible securities) of persons belonging to the category "Director & Promoter group."

(i)	(ii)	(iii)	(iv)	(v)	(vi)	(vii)	(viii)	(ix)	(x)	(xi)	(xii)	(xiii)
Sl. No.	Name of the company	Number of shares/units/convertible securities held	Value of shares/units/convertible securities held (₹)	Percentage of shares/units/convertible securities held (%)	Number of shares/units/convertible securities held	Value of shares/units/convertible securities held (₹)	Percentage of shares/units/convertible securities held (%)	Number of shares/units/convertible securities held	Value of shares/units/convertible securities held (₹)	Percentage of shares/units/convertible securities held (%)	Number of shares/units/convertible securities held	Value of shares/units/convertible securities held (₹)
1	Jindal Stainless Limited	248,500	39.40	-	-	-	-	-	-	-	-	-
2	*Mahesh Prasad Swami	250	0.10	-	-	-	-	-	-	-	-	99.40
3	*Shant Swaroop Sawani	250	0.10	-	-	-	-	-	-	-	-	0.10
4	*Ajay Prasad Gupta	250	0.10	-	-	-	-	-	-	-	-	0.10
5	*Itendra Kumar	250	0.10	-	-	-	-	-	-	-	-	0.10
6	*Ankur Agrawal	250	0.10	-	-	-	-	-	-	-	-	0.10
7	*Rajesh Gupta	250	0.10	-	-	-	-	-	-	-	-	0.10
	TOTAL	250,000	100.00									100.00



(1)(c)(i) Statement showing holding of securities (including shares, warrants, convertible securities) of persons belonging to the category "public" and holding more than 1% of the total number of shares.

Sl. No.	Name of shareholder	Details of Shares held		Details of Warrants		Details of convertible securities		Total shares (including unexercised warrants, convertible securities and convertible securities) as a % of diluted share capital
		No. of shares	As a % of paid up capital (A)-(B)/(C) of sub-section (1)(a)	No. of warrants	As a % of paid up capital	No. of convertible securities	As a % of paid up capital	
(i)	(ii)	(iii)	(iv)	(v)	(vi)	(vii)	(viii)	(ix)

(1)(c)(ii) Statement showing holding of securities (including shares, warrants, convertible securities) of persons (together with PAC) belonging to the category of "public" and holding more than 5% of the total number of shares of the company.

Sl. No.	Name of shareholder	Details of Shares held		Details of Warrants		Details of convertible securities		Total shares (including unexercised warrants, convertible securities and convertible securities) as a % of diluted share capital
		No. of shares	As a % of paid up capital (A)-(B)/(C) of sub-section (1)(a)	No. of warrants	As a % of paid up capital	No. of convertible securities	As a % of paid up capital	
(i)	(ii)	(iii)	(iv)	(v)	(vi)	(vii)	(viii)	(ix)



(1)(d) Statement showing details of locked in shares

Sr. no.	Name of shareholder	No. of locked in shares	Locked in shares as a % of total no. of shares i.e. Grand total (A)+(B)+(C) indicated in statement at para (1)(a) above	Promoter / Promoter Group / Public
-	-	-	-	-

(II)(a) Statement showing details of Depository Receipts (DRs)

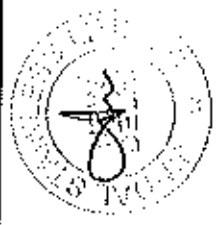
Sr. no.	Type of outstanding DR (ADRs, GDRs, SRDs, etc.	No. of outstanding DRs	No. of shares underlying outstanding DRs	Shares underlying outstanding DRs as a % of total no. of shares i.e. Grand total (A)+(B)+(C) indicated in statement at para (1)(a) above
-	-	-	-	-

(II)(b) Statement showing holding of Depository Receipts (DRs) where underlying shares held by promoter/promoter group are in excess of 1% of the total number of shares

Sr. no.	Name of DR holder	Type of outstanding DR (ADRs, GDRs, SDR, etc.)	No. of underlying outstanding shares	Shares underlying outstanding DRs as a % of total no. of shares i.e. Grand total (A)+(B)+(C) indicated in statement at para (1)(a) above
-	-	-	-	-

III (a) Statement showing the voting pattern of the shareholders, if more than one class of shares / securities is issued by the issuer:

Category code	Category of shareholder	No. of voting rights held in each class of security Class	Total voting rights (I+II+IV+V)	Total voting Right i.e. (VI) As a % of (A+B) (A+B+C)
(1)	(II)	(III) (IV) (V)	(VI)	(VII)
NOT APPLICABLE				
The Company has not issued any separate class of shares				



Jindal Stainless (Hisar) Limited
(formerly Jindal Stainless (Hisar) Private Limited)
Post Scheme - Shareholding pattern as per clause 35 of listing agreement

Introductory sub-table (I)(a)

Partly paid-up shares	No. of partly paid-up shares	As a % of total no. of partly paid-up shares	As a % of total no. of shares of the company
Held by promoters / promoter group Held by public Total			
Outstanding convertible Securities	No. of outstanding securities	As a % of total no. of outstanding convertible securities	As a % of total no. of shares of the company assuming full conversion of convertible securities
Held by promoters / promoter group Held by public Total	4,810,440 4,810,440	100 100	2.08 2.08
Warrants	No. of warrants	As a % of total no. of warrants	As a % of total no. of shares of the company assuming full conversion of warrants
Held by promoters / promoter group Held by public Total			
Total paid-up capital of the company, assuming full conversion of warrants and convertible securities			Rs.46,23,70,890/- divided into 23,11,85,445 equity shares of Rs.2/- each.



Statements Showing Shareholding Pattern
Table (I)(a)

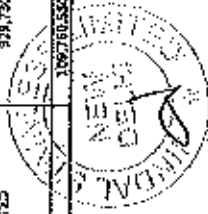
Category of Shareholder	Number of Shareholders	Shareholding of promoter & promoter group		(III)	(IV)	(V)	(VI)	(VII)	Total	(X) (Total)
		(I)	(II)							
A										
1										
(a)		20	645,287			645,287	0.31	2.25	-	-
(b)		-	-			-	-	-	-	-
(c)		22	51,501,115			51,501,115	24.88	25.53	-	-
(d)		-	-			-	-	-	-	-
(e)		-	-			-	-	-	-	-
Sub Total (A)(1)		42	52,146,402			52,146,402	25.28	28.28		
2										
(a)		3	7,529,059			7,529,059	3.60	3.32	-	-
(b)		2	49,450,000			49,450,000	23.09	21.84	-	-
(c)		-	-			-	-	-	-	-
(d)		-	-			-	-	-	-	-
(e)		-	-			-	-	-	-	-
Sub Total (A)(2)		5	56,979,059			56,979,059	27.29	25.17		
Total shareholding of promoter and promoter group (A) = (A)(1)+(A)(2)		47	109,125,461			109,125,461	52.57	48.49		
B										
1										
(a)		22	14,530,772			14,530,772	6.88	6.42	N.A.	N.A.
(b)		29	399,899			399,899	0.19	0.14	-	-
(c)		-	-			-	-	-	-	-
(d)		3	2,424,824			2,424,824	1.16	1.07	-	-
(e)		21	31,374,236			31,374,236	15.23	13.86	-	-
(f)		-	-			-	-	-	-	-
(g)		-	-			-	-	-	-	-
(h)		-	-			-	-	-	-	-
(i)		-	-			-	-	-	-	-
Sub Total (B)(1)		75	48,729,721			48,729,721	23.20	21.49		
2										
(a)		867	11,175,423			11,175,423	5.35	4.94	N.A.	N.A.
(b)		44,720	15,455,178			15,455,178	7.88	7.27	-	-
(c)		3	258,123			258,123	0.12	0.09	-	-
(d)		-	-			-	-	-	-	-
(e)		13	16,480			16,480	0.01	0.01	-	-
(f)		2,436	11,401,344			11,401,344	5.45	5.24	-	-
(g)		1	1,690			1,690	0.00	0.00	-	-
(h)		83	4,175			4,175	0.00	0.00	-	-
(i)		924	75,987			75,987	0.04	0.08	-	-
(j)		1	628,116			628,116	0.30	0.23	-	-
Sub Total (B)(2)		48,060	50,870,245			50,870,245	24.13	22.25		
Total Public Shareholding (B) = (B)(1)+(B)(2)		48,135	99,600,966			99,600,966	47.43	43.74		
Total (A)+(B)		95,182	208,726,427			208,726,427	100.00	93.23		
Shares held by trustees and against which SCSS have been issued		2	17,604,846			17,604,846	N.A.	7.72	N.A.	N.A.
1		1	16,734,584			16,734,584	N.A.	7.39	N.A.	N.A.
2		1	869,262			869,262	N.A.	0.38	N.A.	N.A.
Public Shareholding (A)+(B)+(C)		48,184	226,331,273			226,331,273	100.00	100.00		

Note: 7,34,295 equity shares (5,14,41,10,3,19,07,115) held by bodies corporate as shown under 'Indian promoter group' in financials are sub-judice and therefore not been dematerialized.



(i)(b) Statement showing holding of securities (including shares, warrants, convertible securities) of entities belonging to the category "Promoter Group".

(i)	(ii)	(iii)	(iv)	(v)	(vi)	(vii)	(viii)	(ix)	(x)	(xi)	(xii)	(xiii)	(xiv)	(xv)	(xvi)	(xvii)	(xviii)	(xix)	(xx)	
1	ABHINAVAN INVESTMENTS LIMITED	811,350	0.36																	0.36
2	ABHYUDAY JINDAL	21,380	0.01																	0.01
3	ABT JINDAL	14,990	0.01																	0.01
4	ADARSH TRADING CO. LTD	2,074,630	0.92																	0.92
5	ADARSH JINDAL	85,265	0.04																	0.04
6	ADARSH SECURITIES & FINANCE LIMITED	1,157,625	0.51																	0.51
7	ADARSH TRADING COMPANY LIMITED	2,454,295	1.06																	1.06
8	ADARSH CREDITS & INVESTMENTS LIMITED	877,795	0.39																	0.39
9	ADARSH SECURITIES & FINANCE CO. LTD	4,892,175	2.15																	2.15
10	JINDAL EQUIPMENT LEASING AND CONSULTANCY SERVICES PRIVATE LIMITED	5,795,655	2.55																	2.55
11	ADARSH JINDAL	480,720	0.21																	0.21
12	ADARSH JINDAL	347,965	0.15																	0.15
13	ADARSH JINDAL	1,450	0.00																	0.00
14	ADARSH JINDAL	1,023,280	0.45																	0.45
15	ADARSH JINDAL	9,797,210	4.35																	4.35
16	ADARSH JINDAL	422,210	0.19																	0.19
17	ADARSH JINDAL	747,290	0.33																	0.33
18	ADARSH JINDAL	1,707,110	0.75																	0.75
19	ADARSH JINDAL	12,768	0.01																	0.01
20	ADARSH JINDAL	107,260	0.05																	0.05
21	ADARSH JINDAL	27,575	0.01																	0.01
22	ADARSH JINDAL	31,298	0.01																	0.01
23	ADARSH JINDAL	58,290	0.03																	0.03
24	ADARSH JINDAL	7,436,148	3.28																	3.28
25	ADARSH JINDAL	13,940	0.01																	0.01
26	ADARSH JINDAL	886,620	0.39																	0.39
27	ADARSH JINDAL	31,200	0.01																	0.01
28	ADARSH JINDAL	47,748	0.02																	0.02
29	ADARSH JINDAL	33,330	0.01																	0.01
30	ADARSH JINDAL	46,810	0.02																	0.02
31	ADARSH JINDAL	76,725	0.03																	0.03
32	ADARSH JINDAL	40	0.00																	0.00
33	ADARSH JINDAL	88,578	0.04																	0.04
34	ADARSH JINDAL	300	0.00																	0.00
35	ADARSH JINDAL	48,875	0.02																	0.02
36	ADARSH JINDAL	1,442,865	0.64																	0.64
37	ADARSH JINDAL	9,296,780	4.11																	4.11
38	ADARSH JINDAL	11,665	0.00																	0.00
39	ADARSH JINDAL	12,000	0.00																	0.00
40	ADARSH JINDAL	12,375	0.00																	0.00
41	ADARSH JINDAL	11,805	0.00																	0.00
42	ADARSH JINDAL	4,946,705	2.19																	2.19
43	ADARSH JINDAL	22,780,000	10.00																	10.00
44	ADARSH JINDAL	21,780,000	9.62																	9.62
45	ADARSH JINDAL	524,908	0.23																	0.23
46	ADARSH JINDAL	3,795,680	1.71																	1.71
47	ADARSH JINDAL	928,730	0.41																	0.41
	TOTAL	1,99,70,530	88.49																	88.49
																				48.56

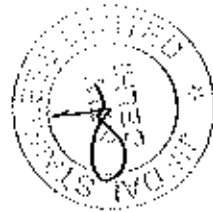


(i)(c)(i) Statement showing holding of securities (including shares, warrants, convertible securities) of persons belonging to the category "public" and holding more than 1% of the total number of shares.

Sr. No.	Name of shareholder(s)	Details of Shares held		Details of Warrants		Details of convertible securities		Total shares (including underlying shares assuming full conversion of warrants and convertible securities) as a % of diluted share capital
		No. of shares	As a % of total shares held	Total number of warrants of the same class	As a % of total number of convertible securities of the same class	As a % of total number of convertible securities of the same class		
(i)	(ii)	(iii)	(iv)	(viii)	(ix)	(xi)	(xii)	
1	RELANCE CAPITAL TRUSTEE CO. LTD - A/C RELIANCE	10,560,850	4.67	-	-	-	-	4.57
2	DIVERSIFIED POWER SECTOR FUND	11,904,296	5.26	-	-	-	-	5.15
3	CITIGROUP GLOBAL MARKETS MAURITIUS PRIVATE LIMITED.	5,087,574	4.02	-	-	-	-	3.94
4	VINOD MOHAN NAIR	10,301,741	4.55	-	-	-	-	4.46
5	HYPNOS FUND LIMITED	8,142,160	3.60	-	-	-	-	3.52
6	ECM PARK FUND LIMITED	3,938,539	1.74	-	-	-	-	1.70
7	RELANCE CAPITAL TRUSTEE CO. LTD - A/C RELIANCE	4,056,180	1.79	-	-	-	-	1.75
8	LONGTERM EQUITY FUND	2,609,070	1.59	-	-	-	-	1.56
	INDIA MAX INVESTMENT FUND LTD							
	ALBULA INVESTMENT FUND LTD							
	TOTAL	61,610,370	27.22	-	-	-	-	26.65

(i)(c)(ii) Statement showing holding of securities (including shares, warrants, convertible securities) of persons (together with PAC) belonging to the category of "public" and holding more than 5% of the total number of shares of the company.

Sr. No.	Name(s) of the shareholder(s) and the Person acting in Concert (PAC) with them	Details of Shares held		Details of Warrants		Details of convertible securities		Total shares (including underlying shares assuming full conversion of warrants and convertible securities) as a % of diluted share capital
		No. of shares	As a % of grand total (A) + (B) + (C) of sub-clause (i)(a)	Number of warrants held	As a % of total number of warrants of the same class	Number of convertible securities held	As a % of total number of convertible securities of the same class	
(i)	(ii)	(iii)	(iv)	(viii)	(ix)	(xi)	(xii)	
1	CITIGROUP GLOBAL MARKETS MAURITIUS PRIVATE LIMITED	11,904,296	5.26	-	-	-	-	5.15
	TOTAL	11,904,296	5.26	-	-	-	-	5.15



(1)(d) Statement showing details of locked in shares

Sr. no.	Name of shareholder	No. of locked in shares	Locked in shares as a % of total no. of shares (i.e. Grand total (A)+(B)+(C) indicated in statement at para (1)(b) above	Promoter / Promoter Group / Public
1	JSL Overseas Limited	21,750,000	9.61	Promoter Group

(1)(a) Statement showing details of Depository Receipts (DRs)

Sr. no.	Type of outstanding DR (ADRs, GDRs, SRDs, etc.)	No. of outstanding DRs	No. of shares underlying outstanding DRs	Shares underlying outstanding DRs as a % of total no. of shares (i.e. Grand total (A)+(B)+(C) indicated in statement at para (1)(a) above
1	GDS	88,02,167 GDS	17,604,534	7.78%

(1)(b) Statement showing holding of Depository Receipts (DRs) where underlying shares held by promoter/promoter group are in excess of 1% of the total number of shares

Sr. no.	Name of DR holder	Type of outstanding DR (ADRs, GDRs, SRDs, etc.)	No. of underlying outstanding shares	Shares underlying outstanding DRs as a % of total no. of shares (i.e. Grand total (A)+(B)+(C) indicated in statement at para (1)(a) above
1	Citibank N.A., New York Nyadr Department (Custodian of GDS)	GDS	16,734,984	7.39%

III (a) Statement showing the voting pattern of the shareholders, if more than one class of shares / securities is issued by the issuer:

Category Code	Category of shareholder	No. of voting rights held in each class of security Class	Total voting right (III+IV+V)	Total voting rights (i.e. (VI) as a % of (A+B+C)
(I)	(II)	X	(VI)	(VII)
	(III)	(IV)	(V)	(VIII)
NOT APPLICABLE				
The Company has not issued any separate class of shares				

