


Annexure-5

Pre Scheme of Arrangement

Shareholding Pattern under Regulation 31 of SEBI (Listing Obligations and Disclosure Requirements) Regulations, 2015	
1	Name of Listed Entity: Jindal Stainless Limited
2	Scrip Code/Name of Scrip/Class of Security: BSE - 532508 ; NSE - JSL
3	Share Holding Pattern for the quarter ending 31/12/2020 filed under: Regulation 31
a.	If under 31(1)(b) then indicate the report for Quarter ending : 31/12/2020
b.	If under 31(1)(c) then indicate date of allotment/extinguishment : NA
4	Declaration: The Listed entity is required to submit the following declaration to the extent of submission of information:-

	Particulars	Yes*	No*
1	Whether the Listed Entity has issued any partly paid up shares?		No
2	Whether the Listed Entity has issued any Convertible Securities or Warrants?	Yes	
3	Whether the Listed Entity has any shares against which depository receipts are issued?	Yes	
4	Whether the Listed Entity has any shares in locked-in?	Yes	
5	Whether any shares held by promoters are pledge or otherwise encumbered?	Yes	
6	Whether the listed entity has issued any differential voting rights?		No
7	Whether the listed entity has significant beneficial owner?		No

* If the Listed Entity selects the option 'No' for the questions above, the columns for the partly paid up shares, Outstanding Convertible Securities/Warrants, depository receipts, locked-in shares, No of shares pledged or otherwise encumbered by promoters, as applicable, shall not be displayed at the time of dissemination on the Stock Exchange website. Also wherever there is 'No' declared by Listed Entity in above table the values will be considered as 'Zero' by default on submission of the format of holding of specified securities.



Jindal Stainless Limited - Pre Scheme Shareholding Pattern

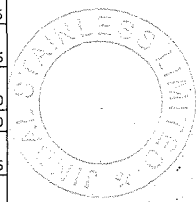
Table 1. Summary Statement holding of specified securities

Category	Category of shareholder	Number of Shareholders	No. of fully paid up equity shares held	No. of Partly paid-up equity shares held	No. of shares underlying Depository Receipts	Total nos. shares held	Shareholding as a % of total no. of shares (calculated as per SCRR, 1957)	Number of Voting Rights held in each class of securities			No. of Shares Underlying Outstanding convertible securities (including Warrants)	Shareholding, assuming full conversion of convertible securities (as a percentage of diluted share capital)	Number of Locked in shares		Number of Shares pledged or otherwise encumbered		Number of equity shares held in dematerialised form
								No of Voting Rights	Class eg: y	Total			Total as a % of (A+B+C)	(X)	(XI) as a % of (A+B+C2)	(a)	
(i)	(ii)	(iii)	(iv)	(v)	(vi)	(vii) = (iv)+(v)+(vi)	(viii) as a % of (A+B+C2)	(ix)	(x)	(xi) = (viii)+(x)	(xii) as a % of (A+B+C2)	(xiii)	(xiv)	(xv)	(xvi)	(xvii)	
(A)	Promoter & Promoter Group	55	31,51,73,575		1,67,34,984	33,19,08,559	68.12%	0	33,19,08,559	68.12%	3,52,52,643	2,71,94,226	27,37,01,374	82.46%	33,19,08,559		
(B)	Public	68804	15,44,56,691		8,69,350	15,53,26,041	31.88%	0	15,53,26,041	31.88%	30,08,225	2,83,76,673	0	0.00%	15,23,75,304		
(C)	Non Promoter - Non Public		0		0	0	0.00%	0	0	0.00%	0	0	0	0.00%	0		
(D)	Shares Underlying DIs		0		0	0	0.00%	0	0	0.00%	0	0	0	0.00%	0		
(E)	Shares Held By Employees Trust		0		0	0	0.00%	0	0	0.00%	0	0	0	0.00%	0		
	Total	68860	46,96,30,266		1,76,04,334	48,72,34,600	100%	0	48,72,34,600	100%	36,26,0868	5,55,71,199	27,37,01,374	56.17%	48,42,83,863		

APR 2018

Jindal Stainless Limited - Pre Scheme Shareholding Pattern
Table II (I)(a)- Statement showing shareholding pattern of the Promoter and Promoter Group

Category	Category & Name of shareholders	Nos. of shareholders	No. of fully paid up equity shares held	No. of Partly paid-up equity shares held	No. of shares underlying Depository Receipts	Total nos. shares held	Shareholding as a % of total no. of shares (calculated as per SCRR, 1957)	Number of Voting Rights held in each class of securities			No. of Shares Underlying Outstanding convertible securities (including Warrants)	Shareholding as a % assuming full conversion of convertible securities (as a percentage of diluted share capital)	Number of Locked in shares		Number of Shares pledged or otherwise encumbered		Number of equity shares held in dematerialised form	
								No of Voting Rights		Total as a % of (A+B+C)			No. (a)	As a % of total Shares held(b)	No. (a)	As a % of total Shares held(b)		
								Class eg: X	Class eg: Y									Total
	(I)	(III)	(IV)	(V)	(VI)	(VII) = (IV)+(V)+ (VI)	(VIII) As a % of (A+B+CZ)	(IX)			(X)	(XI)= (VII)+(X) As a % of (A+B+CZ)	(XII)		(XIII)	(XIV)		
1	Indian																	
(a)	Individuals / Hindu Undivided Family	19	3870416	0	0	3870416	0.79	3870416	0	3870416	0.79	0.00	0.74	0.00	0.00	0.00	0.00	3870416
	SAROJ BHARTIA	1	40	0	0	40	0.00	40	0	40	0.00	0	0.00	0	0.00	0	0	40
	SEEMA JAJODIA	1	900	0	0	900	0.00	900	0	900	0.00	0	0.00	0	0.00	0	0	900
	KAMAL KISHORE BHARTIA	1	3550	0	0	3550	0.00	3550	0	3550	0.00	0	0.00	0	0.00	0	0	3550
	URVI JINDAL	1	11605	0	0	11605	0.00	11605	0	11605	0.00	0	0.00	0	0.00	0	0	11605
	TANVI SHETE	1	11995	0	0	11995	0.00	11995	0	11995	0.00	0	0.00	0	0.00	0	0	11995
	TARINI JINDAL HANDA	1	12000	0	0	12000	0.00	12000	0	12000	0.00	0	0.00	0	0.00	0	0	12000
	TRIPTI JINDAL	1	12175	0	0	12175	0.00	12175	0	12175	0.00	0	0.00	0	0.00	0	0	12175
	NAVEEN JINDAL	1	12768	0	0	12768	0.00	12768	0	12768	0.00	0	0.00	0	0.00	0	0	12768
	R K JINDAL & SONS HUF .	1	13940	0	0	13940	0.00	13940	0	13940	0.00	0	0.00	0	0.00	0	0	13940
	ARTI JINDAL	1	14390	0	0	14390	0.00	14390	0	14390	0.00	0	0.00	0	0.00	0	0	14390
	DEEPIKA JINDAL	1	69265	0	0	69265	0.01	69265	0	69265	0.01	0	0.01	0	0.00	0	0	69265
	PARTH JINDAL	1	27575	0	0	27575	0.01	27575	0	27575	0.01	0	0.01	0	0.00	0	0	27575
	S K JINDAL AND SONS HUF .	1	33330	0	0	33330	0.01	33330	0	33330	0.01	0	0.01	0	0.00	0	0	33330
	SMINU JINDAL	1	43875	0	0	43875	0.01	43875	0	43875	0.01	0	0.01	0	0.00	0	0	43875
	SANGITA JINDAL	1	94658	0	0	94658	0.02	94658	0	94658	0.02	0	0.02	0	0.00	0	0	94658
	P R JINDAL HUF .	1	58290	0	0	58290	0.01	58290	0	58290	0.01	0	0.01	0	0.00	0	0	58290
	SAVITRI DEVI JINDAL	1	88573	0	0	88573	0.02	88573	0	88573	0.02	0	0.02	0	0.00	0	0	88573
	NAVEEN JINDAL (HUF)	1	107860	0	0	107860	0.02	107860	0	107860	0.02	0	0.02	0	0.00	0	0	107860
	ABHYUDAY JINDAL	1	3253627	0	0	3253627	0.67	3253627	0	3253627	0.67	0	0.62	0	0.00	0	0	3253627
(b)	Any Other (Specify)	33	247702185	0	0	247702185	50.84	247702185	0	247702185	50.84	35252643	53.85	27194526	10.98	220125164	88.87	247702185
	ROHIT TOWER BUILDING LTD	1	31200	0	0	31200	0.01	31200	0	31200	0.01	0	0.01	0	0	31200	100	31200
	NALWA SONS INVESTMENTS LIMITED	1	347945	0	0	347945	0.07	347945	0	347945	0.07	0	0.07	0	0	347945	100	347945
	MEREDITH TRADERS PRIVATE LIMITED	1	422210	0	0	422210	0.09	422210	0	422210	0.09	0	0.08	0	0	420595	100	422210
	JSW HOLDINGS LIMITED	1	460720	0	0	460720	0.09	460720	0	460720	0.09	0	0.09	0	0	460720	100	460720
	NALWA ENGINEERING CO LTD	1	747290	0	0	747290	0.15	747290	0	747290	0.15	0	0.14	0	0	747290	100	747290
	ABHINANDAN INVESTMENTS LIMITED	1	811350	0	0	811350	0.17	811350	0	811350	0.17	0	0.15	0	0	811350	100	811350
	GOSWAMIS CREDITS & INVESTMENTS LTD	1	877795	0	0	877795	0.18	877795	0	877795	0.18	0	0.17	0	0	643500	73.31	877795
	RENUKA FINANCIAL SERVICES LTD	1	886620	0	0	886620	0.18	886620	0	886620	0.18	0	0.17	0	0	885260	100	886620
	JINDAL REX EXPLORATION PRIVATE LIMITED	1	929730	0	0	929730	0.19	929730	0	929730	0.19	0	0.18	0	0	929730	100	929730
	MANJULA FINANCES LTD	1	1012080	0	0	1012080	0.21	1012080	0	1012080	0.21	0	0.19	0	0	1011000	100	1012080
	EVER PLUS SECURITIES AND FINANCE LIMITED	1	1157835	0	0	1157835	0.24	1157835	0	1157835	0.24	0	0.22	0	0	1157835	100	1157835
	STAINLESS INVESTMENTS LIMITED	1	1442895	0	0	1442895	0.30	1442895	0	1442895	0.30	0	0.27	0	0	1442895	100	1442895
	NALWA INVESTMENTS LIMITED	1	1707110	0	0	1707110	0.35	1707110	0	1707110	0.35	0	0.32	0	0	1707110	100	1707110
	COLARADO TRADING CO LTD	1	2074930	0	0	2074930	0.43	2074930	0	2074930	0.43	0	0.39	0	0	2023165	97.51	2074930
	GAGAN TRADING COMPANY LIMITED	1	2454295	0	0	2454295	0.50	2454295	0	2454295	0.50	0	0.47	0	0	2449070	100	2454295
	SIDDESHWARI TRADEX PRIVATE LIMITED	1	2755890	0	0	2755890	0.57	2755890	0	2755890	0.57	0	0.52	0	0	2755890	100	2755890



	MANSAROVER INVESTMENTS LIMITED	1	3797210	0	0	3797210	0.78	3797210	0	3797210	0.78	0	0.72	0	0	3797210	100	3797210
	HEXA SECURITIES AND FINANCE CO LTD	1	4931175	0	0	4931175	1.01	4931175	0	4931175	1.01	0	0.94	0	0	4927470	100	4931175
	VRINDAVAN SERVICES PRIVATE LIMITED	1	4946705	0	0	4946705	1.02	4946705	0	4946705	1.02	0	0.94	0	0	4946705	100	4946705
	JINDAL STRIPS LIMITED	1	5314090	0	0	5314090	1.09	5314090	0	5314090	1.09	0	1.01	0	0	5314090	100	5314090
	JINDAL EQUIPMENT LEASING AND CONSULTANCY SERVICES LTD	1	5735555	0	0	5735555	1.18	5735555	0	5735555	1.18	0	1.09	0	0	5735555	100	5735555
	SUN INVESTMENTS PVT LIMITED	1	9296780	0	0	9296780	1.91	9296780	0	9296780	1.91	0	1.77	0	0	9295270	100	9296780
	JINDAL STAINLESS (HISAR) LIMITED	1	168284309	0	0	168284309	34.54	168284309	0	168284309	34.54	0	32.02	0	0	168284309	100	168284309
	JINDAL COKE LIMITED	1	6920	0	0	6920	0.00	6920	0	6920	0.00	0	0.00	0	0	0	0	6920
	JINDAL UNITED STEEL LIMITED	1	6920	0	0	6920	0.00	6920	0	6920	0.00	0	0.00	0	0	0	0	6920
	VIRTUOUS TRADECORP PVT LTD	1	19181586	0	0	19181586	3.94	19181586	0	19181586	3.94	35252643	10.36	19181586	100	0	0	19181586
	SAJJAN JINDAL (AS A TRUSTEE FOR SAJJAN JINDAL FAMILY TRUST)	1	100	0	0	100	0.00	100	0	100	0.00	0	0.00	0	0	0	0	100
	SAJJAN JINDAL (AS A TRUSTEE FOR SAJJAN JINDAL LINEAGE TRUST)	1	100	0	0	100	0.00	100	0	100	0.00	0	0.00	0	0	0	0	100
	SAJJAN JINDAL (AS A TRUSTEE FOR SANGITA JINDAL FAMILY TRUST)	1	100	0	0	100	0.00	100	0	100	0.00	0	0.00	0	0	0	0	100
	SAJJAN JINDAL (AS A TRUSTEE FOR TARINI JINDAL FAMILY TRUST)	1	100	0	0	100	0.00	100	0	100	0.00	0	0.00	0	0	0	0	100
	SAJJAN JINDAL (AS A TRUSTEE FOR TANVI JINDAL FAMILY TRUST)	1	100	0	0	100	0.00	100	0	100	0.00	0	0.00	0	0	0	0	100
	SAJJAN JINDAL (AS A TRUSTEE FOR PARTH JINDAL FAMILY TRUST)	1	100	0	0	100	0.00	100	0	100	0.00	0	0.00	0	0	0	0	100
	JSL LIMITED	1	8080440	0	0	8080440	1.66	8080440	0	8080440	1.66	0	1.54	8012940	99.16	0	0	8080440
	Sub Total (A)(1)	52	251572601	0	0	251572601	51.63	251572601	0	251572601	51.63	35252643	54.58	27194526	10.81	220125164	87.50	251572601
2	Foreign							0										0
(a)	Individuals (Non-Resident Individuals / Foreign Individuals)	3	9340534	0	0	9340534	1.92	9340534	0	9340534	1.92	0	1.78	0	0	0	0	9340534
	RATAN JINDAL	1	9232511	0	0	9232511	1.89	9232511	0	9232511	1.89	0	1.76	0	0	0	0	9232511
	SARIKA JHUNJHNUWALA	1	76725	0	0	76725	0.02	76725	0	76725	0.02	0	0.01	0	0	0	0	76725
	PRITHAVI RAJ JINDAL	1	31298	0	0	31298	0.01	31298	0	31298	0.01	0	0.01	0	0	0	0	31298
(b)	Government	0	0	0	0	0	0.00	0	0	0	0.00	0	0.0000	0	0	0	0.0000	0
(c)	Institutions	0	0	0	0	0	0.00	0	0	0	0.00	0	0.0000	0	0	0	0.0000	0
(d)	Foreign Portfolio Investor	0	0	0	0	0	0.00	0	0	0	0.00	0	0.0000	0	0	0	0.0000	0
(e)	Any Other (Specify)	1	54260440	0	16734984	70995424	14.57	70995424	0	70995424	14.57	0	13.51	0	0	53576210	75.46	70995424
	JSL OVERSEAS HOLDING LTD	1	54260440	0	16734984	70995424	14.57	70995424	0	70995424	14.57	0	13.51	0	0	53576210	75.46	70995424
	Sub Total (A)(2)	4	63600974	0	16734984	80335958	16.49	80335958	0	80335958	16.49	0	15.29	0	0	53576210	66.69	80335958
	Total Shareholding Of Promoter And Promoter Group (A)= (A)(1)+(A)(2)	56	315173575	0	16734984	331908559	68.12	331908559	0	331908559	68.12	35252643	69.87	27194526	8.19	273701374	82.46	331908559

Details of Shares which remain unclaimed may be given hear along with details such as number of shareholders, outstanding shares held in demat/unclaimed suspense account, voting rights which are frozen etc.

Note:

(1) PAN will not be displayed on website of Stock Exchange(s)

(2) The term 'Encumbrance' has the same meaning as assigned under regulation 28(3) of SEBI (Substantial Acquisition of Shares and Takeovers) Regulations, 2011.



Jindal Stainless Limited - Pre Scheme Shareholding Pattern
Table III - Statement showing shareholding pattern of the Public shareholder

Category	Category & Name of shareholders	Nos. of shareholders	No. of fully paid up equity shares held	No. of Partly paid-up equity shares held	No. of shares underlying Depository Receipts	Total nos. shares held	Shareholding as a % of total no. of shares (calculated as per SCRR, 1957)	Number of Voting Rights held in each class of securities			No. of Shares Underlying Outstanding convertible securities (including Warrants)	Shareholding as a % assuming full conversion of convertible securities (as a percentage of diluted share capital)	Number of Locked in shares		Number of Shares pledged or otherwise encumbered		Number of equity shares held in dematerialised form	
								No of Voting Rights		Total as a % of (A+B+C)			No. (a)	As a % of total Shares held(b)	No. (a)	As a % of total Shares held(b)		
								Class eg: X	Class eg: y									Total
	(I)	(III)	(IV)	(V)	(VI)	(VII) = (IV)+(V)+(VI)	(VIII) As a % of (A+B+C2)	(IX)			(X)	(XI) = (VII)+(X) As a % of (A+B+C2)	(XII)		(XIII)		(XIV)	
1	Institutions																	
(a)	Mutual Funds	21	1286376	0	0	1286376	0.26	1286376	0	1286376	0.26	0	0.24	0	0	NA	NA	1272076
(b)	Venture Capital Fund	0	0	0	0	0	0.00	0	0	0	0.00	0	0.00	0	0	NA	NA	0
(c)	Alternate Investment Fund	2	30375738	0	0	30375738	6.23	30375738	0	30375738	6.23	3008225	6.35	0	0	NA	NA	30375738
	Kotak Special Situation Fund		28376673	0	0	28376673	5.82	28376673	0	28376673	5.82	3008225	5.97	28376673	100	NA	NA	28376673
(d)	Foreign venture capital investor	0	0	0	0	0	0.00	0	0	0	0.00	0	0.00	0	0	NA	NA	0
(e)	Foreign portfolio investor	55	65773524	0	0	65773524	13.50	65773524	0	65773524	13.50	0	12.52	0	0	NA	NA	65773524
	ELM PARK FUND LIMITED	1	19726392	0	0	19726392	4.05	19726392	0	19726392	4.05	0	3.75	0	0	NA	NA	19726392
	Hypnos Fund Limited	1	18333711	0	0	18333711	3.76	18333711	0	18333711	3.76	0	3.49	0	0	NA	NA	18333711
	Albula Investment Fund Ltd	1	10247050	0	0	10247050	2.10	10247050	0	10247050	2.10	0	1.95	0	0	NA	NA	10247050
	Abu Dhabi Investment Authority - Behave	1	10000000	0	0	10000000	2.05	10000000	0	10000000	2.05	0	1.90	0	0	NA	NA	10000000
(f)	Financial Institutions / Banks	28	1535346	0	0	1535346	0.32	1535346	0	1535346	0.32	0	0.29	0	0	NA	NA	1512706
(g)	Insurance Companies	2	538755	0	0	538755	0.11	538755	0	538755	0.11	0	0.10	0	0	NA	NA	538755
(h)	Provident funds / pension funds	-	0	0	0	0	0.00	0	0	0	0.00	0	0.00	0	0	NA	NA	0
(i)	Any other	5	13520	0	0	13520	0.00	13520	0	13520	0.00	0	0.00	0	0	NA	NA	0
	Sub Total (B)(1)	113	99523259	0	0	99523259	20.43	99523259	0	99523259	20.43	3008225	19.51	0	0.00	NA	NA	99472799
2	Central Government/ State Government(s)/ President of India	0	0	0	0	0	0.00	0	0	0	0.00	0	0.00	0	0.00	NA	NA	0
	Sub Total (B)(2)	0	0	0	0	0	0.00	0	0	0	0.00	0	0.00	0	0.00	NA	NA	0
3	Non-Institutions																	
(a)	Individuals																	
	Individual shareholders holding nominal share capital upto Rs.2.00 lac	60223	31146841	0	0	31146841	6.39	31146841	0	31146841	6.39	0	5.93	0	0	NA	NA	28823670
	Individual shareholders holding nominal share capital in excess of Rs.2.00 lac	28	6691713	0	0	6691713	1.37	6691713	0	6691713	1.37	0	1.27	0	0	NA	NA	6691713
(b)	NBFC registered with RBI	2	4865	0	0	4865	0.00	4865	0	4865	0.00	0	0.00	0	0	NA	NA	4865
(c)	Employees Trusts	0	0	0	0	0	0.00	0	0	0	0.00	0	0.00	0	0.00	NA	NA	0
(d)	Overseas Depositories (holding DR) balancing figure	1	0	0	869350	869350	0.18	869350	0	869350	0.18	0	0.17	0	0	NA	NA	869350
(e)	Any others	3437	17090013	0	0	17090013	3.51	17090013	0	17090013	3.51	0	3.25	0	0	NA	NA	16512907
	Non resident Indians	1533	2663812	0	0	2663812	0.55	2663812	0	2663812	0.55	0	0.51	0	0	NA	NA	2152642
	Corporate bodies (Resident)	502	9932807	0	0	9932807	2.04	9932807	0	9932807	2.04	0	1.89	0	0	NA	NA	9871871
	Trusts	7	28220	0	0	28220	0.01	28220	0	28220	0.01	0	0.01	0	0	NA	NA	28220
	Foreign national	1	4175	0	0	4175	0.00	4175	0	4175	0.00	0	0.00	0	0	NA	NA	4175
	Overseas Corporate bodies	2	1690	0	0	1690	0.00	1690	0	1690	0.00	0	0.00	0	0	NA	NA	0
	Clearing Members	178	2366226	0	0	2366226	0.49	2366226	0	2366226	0.49	0	0.45	0	0	NA	NA	2366226
	Hindu Undivided families	1214	2093083	0	0	2093083	0.43	2093083	0	2093083	0.43	0	0.40	0	0	NA	NA	2089773
	Sub Total (B)(3)	63691	54933432	0	869350	55802782	11.45	55802782	0	55802782	11.45	0	10.62	0	0	NA	NA	52902505
	Total Public Shareholding (B) = (B)(1)+(B)(2)+(B)(3)	63804	154456691	0	869350	155326041	31.88	155326041	0	155326041	31.88	3008225	30.13	0	0.00	NA	NA	152375304

Details of the shareholders acting as persons in Concert including their Shareholding (No. and %):


Details of Shares which remain unclaimed may be given hear along with details such as number of shareholders, outstanding shares held in demat/unclaimed suspense account, voting rights which are frozen etc.

Note:

(1) PAN would not be displayed on website of Stock Exchange(s).

(2) The above format needs to be disclosed along with the name of following persons: Institutions/Non Institutions holding more than 1% of total number of shares

(3) W.r.t. the information pertaining to Depository Receipts, the same may be disclosed in the respective columns to the extent information available and the balance to be disclosed as held by custodian.

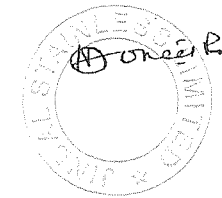


Jindal Stainless Limited - Pre Scheme Shareholding Pattern
Table IV - Statement showing shareholding pattern of the Non Promoter- Non Public shareholder

Category	Category & Name of shareholders	Nos. of shareholders	No. of fully paid up equity shares held	No. of Partly paid-up equity shares held	No. of shares underlying Depository Receipts	Total nos. shares held	Shareholding as a % of total no. of shares (calculated as per SCRR, 1957)	Number of Voting Rights held in each class of securities			No. of Shares Underlying Outstanding convertible securities (including	Shareholding, as a % assuming full conversion of convertible securities (as a % of	Number of Locked in shares		Number of Shares pledged or otherwise encumbered		Number of equity shares held in dematerialised form	
								No of Voting Rights					Total as a % of (A+B+C)	No. (a)	As a % of total Shares held(b)	No. (a)		As a % of total Shares held(b)
								Class eg: X	Class eg: y	Total								
	(I)	(III)	(IV)	(V)	(VI)	(VII) = (IV)+(V)+ (VI)	(VIII) As a % of (A+B+C2)	(IX)			(X)	(XI)= (VII)+(X) As a % of	(XII)		(XIII)		(XIV)	
1	Custodian/DR Holder	0	0	0	0	0	0.0000	0	0	0	0.0000	0	0.0000	0	0.0000	0	0.0000	0
2	Employee Benefit Trust (under SEBI (Share based Employee Benefit) Regulations, 2014)	0	0	0	0	0	0.0000	0	0	0	0.0000	0	0.0000	0	0.0000	0	0.0000	0
	Total Non-Promoter- Non Public Shareholding (C)= (C)(1)+(C)(2)	0	0	0	0	0	0.0000	0	0	0	0.0000	0	0.0000	0	0.0000	0	0.0000	0

Note:

- (1) PAN would not be displayed on website of Stock Exchange(s).
- (2) The above format needs to disclose name of all holders holding more than 1% of total number of shares
- (3) W.r.t. the information pertaining to Depository Receipts, the same may be disclosed in the respective columns to the extent information available



Jindal Stainless Limited - Pre Scheme Shareholding Pattern

Company Remarks

On 29th September, 2020, the Company has issued 38260868 Convertible Equity Warrants and the same has been shown under the category of "No of shares underlying outstanding convertible securities (including warrants)": Issue price of Convertible Equity Warrant (Warrants) is Rs.42.55 per warrant. Subscription money i.e. 33% of the issue price is paid at the time of allotment of warrants. Each Warrant is convertible into one equity share having the face value of Rs. 2/- each at a price of Rs. 42.55, any time during the period of 18 months from the date of allotment of Warrants i.e. on or before March 28, 2022, in one or more tranches upon payment of balance 67% of the issue price. Face value of the warrants is Rs.2/- warrant and Rs.0.66 of the face value was paid at the time of allotment of warrants.




Post Scheme of Arrangement

Shareholding Pattern under Regulation 31 of SEBI (Listing Obligations and Disclosure Requirements) Regulations, 2015	
1	Name of Listed Entity: Jindal Stainless Limited
2	Scrip Code/Name of Scrip/Class of Security: BSE - 532508 ; NSE - JSL
3	Share Holding Pattern for the quarter ending 31/12/2020 filed under: Regulation 31
a.	If under 31(1)(b) then indicate the report for Quarter ending : 31/12/2020
b.	If under 31(1)(c) then indicate date of allotment/extinguishment : NA
4	Declaration: The Listed entity is required to submit the following declaration to the extent of submission of information:-

	Particulars	Yes*	No*
1	Whether the Listed Entity has issued any partly paid up shares?		No
2	Whether the Listed Entity has issued any Convertible Securities or Warrants?	Yes	
3	Whether the Listed Entity has any shares against which depository receipts are issued?	Yes	
4	Whether the Listed Entity has any shares in locked-in?	Yes	
5	Whether any shares held by promoters are pledge or otherwise encumbered?	Yes	
6	Whether the listed entity has issued any differential voting rights?		No
7	Whether the listed entity has significant beneficial owner?		No


* If the Listed Entity selects the option 'No' for the questions above, the columns for the partly paid up shares, Outstanding Convertible Securities/Warrants, depository receipts, locked-in shares, No of shares pledged or otherwise encumbered by promoters, as applicable, shall not be displayed at the time of dissemination on the Stock Exchange website. Also wherever there is 'No' declared by Listed Entity in above table the values will be considered as 'Zero' by default on submission of the format of holding of specified securities.



Jindal Stainless Limited - Post Scheme Shareholding Pattern
 Table I - Summary Statement holding of specified securities

Category	Category of shareholder	Number of shareholders	No. of fully paid up equity shares held	No. of Partly paid-up equity shares held	No. of shares underlying Depository Receipts	Total nos. shares held	Shareholding as a % of total no. of shares (calculated as per SCRR, 1957)	Number of Voting Rights held in each class of securities			No. of Shares Underlying Outstanding convertible securities (including Warrants)	Shareholding, as a % assuming full conversion of convertible securities (as a percentage of diluted share capital)	Number of Locked In shares		Number of Shares pledged or otherwise encumbered		Number of equity shares held in dematerialised form	
								No of Voting Rights					Total as a % of (A+B+C)	No. (a)	As a % of total Shares held(b)	No. (a)		As a % of total Shares held(b)
								Class eg: X	Class eg: Y	Total								
(I)	(II)	(III)	(IV)	(V)	(VI)	(VII) = (IV)+(V)+ (VI)	(VIII) As a % of (A+B+C2)	(IX)			(X)	(XI) = (VII)+(X) As a % of (A+B+C2)	(XII)		(XIII)	(XIV)		
(A)	Promoter & Promoter Group	61	39,05,71,646	0	4,44,93,203	43,50,64,849	55.41%	43,50,64,849	0	43,50,64,849	55.41%	3,52,52,643	57.12%	2,71,94,526	6.25%	34,42,24,550	79.12%	43,50,64,849
(B)	Public*	116274	34,75,40,830	0	25,64,583	35,01,05,413	44.59%	35,01,05,413	0	35,01,05,413	44.59%	30,08,225	42.88%	2,83,76,673	8.11%	0	0.00%	34,14,28,369
(C)	Non Promoter - Non Public		0	0	0	0	0.00%	0	0	0	0.00%	0	0.00%	0	0.00%	0	0.00%	0
(C1)	Shares Underlying		0	0	0	0	0.00%	0	0	0	0.00%	0	0.00%	0	0.00%	0	0.00%	0
(C2)	Shares Held By Employee Trust		0	0	0	0	0.00%	0	0	0	0.00%	0	0.00%	0	0.00%	0	0.00%	0
	Total	116335	73,81,12,476	0	0	78,51,70,262	100%	78,51,70,262	0	78,51,70,262	100%	38260868	100%	55571199	7.08%	344224550	43.84%	776493218

* For the purposes of computing Public shareholders, we have added all the public shareholders of ISL and ISHL as on 31 December 2020



Jindal Stainless Limited - Post Scheme Shareholding Pattern

Table II (I)(a)- Statement showing shareholding pattern of the Promoter and Promoter Group


Category	Category & Name of shareholders	Nos. of shareholders	No. of fully paid up equity shares held	No. of Partly paid-up equity shares held	No. of shares underlying Depository Receipts	Total nos. shares held	Shareholding as a % of total no. of shares (calculated as per SCRR, 1957)	Number of Voting Rights held in each class of securities			No. of Shares Underlying Outstanding convertible securities (including Warrants)	Shareholding, as a % assuming full conversion of convertible securities (as a percentage)	Number of Locked in shares		Number of Shares pledged or otherwise encumbered		Number of equity shares held in dematerialised form	
								No of Voting Rights					Total as a % of (A+B+C)	No. (a)	As a % of total Shares held(b)	No. (a)		As a % of total Shares held(b)
								Class eg: X	Class eg: y	Total								
	(I)	(III)	(IV)	(V)	(VI)	(VII) = (IV)+(V)+(VI)	(VIII) As a % of (A+B+C2)	(IX)			(X)	(XI)= (VII)+(X) As a % of	(XII)		(XIII)	(XIV)		
1	Indian																	
(a)	Individuals / Hindu Undivided Family	21	8092005	0	0	8092005	1.03	8092003	0	8092003	1.03	0.00	0.98	0.00	0.00	2978517.00	36.81	8092003
	SAROJ BHARTIA	1	118	0	0	118	0.00	118	0	118	0.00	0	0.00	0	0.00	0	0	118
	SEEMA JAODIA	1	2655	0	0	2655	0.00	2655	0	2655	0.00	0	0.00	0	0.00	0	0	2655
	KAMAL KISHORE BHARTIA	1	7548	0	0	7548	0.00	7548	0	7548	0.00	0	0.00	0	0.00	0	0	7548
	URVI JINDAL	1	34235	0	0	34235	0.00	34235	0	34235	0.00	0	0.00	0	0.00	0	0	34235
	TANVI SHETE	1	35386	0	0	35386	0.00	35386	0	35386	0.00	0	0.00	0	0.00	0	0	35386
	TARINI JINDAL HANDA	1	35400	0	0	35400	0.00	35400	0	35400	0.00	0	0.00	0	0.00	0	0	35400
	TRIPTI JINDAL	1	35917	0	0	35917	0.00	35917	0	35917	0.00	0	0.00	0	0.00	0	0	35917
	NAVEEN JINDAL	1	37666	0	0	37666	0.00	37666	0	37666	0.00	0	0.00	0	0.00	0	0	37666
	R K JINDAL & SONS HUF .	1	41123	0	0	41123	0.01	41123	0	41123	0.01	0	0.00	0	0.00	0	0	41123
	ARTI JINDAL	1	42451	0	0	42451	0.01	42451	0	42451	0.01	0	0.01	0	0.00	0	0	42451
	DEEPIKA JINDAL	1	3182845	0	0	3182845	0.41	3182845	0	3182845	0.41	0	0.39	0	0.00	2978513	93.58	3182845
	PARTH JINDAL	1	81347	0	0	81347	0.01	81347	0	81347	0.01	0	0.01	0	0.00	0	0	81347
	S K JINDAL AND SONS HUF .	1	98324	0	0	98324	0.01	98324	0	98324	0.01	0	0.01	0	0.00	0	0	98324
	SMINU JINDAL	1	129432	0	0	129432	0.02	129432	0	129432	0.02	0	0.02	0	0.00	0	0	129432
	SANGITA JINDAL	1	279242	0	0	279242	0.04	279242	0	279242	0.04	0	0.03	0	0.00	0	0	279242
	P R JINDAL HUF .	1	171956	0	0	171956	0.02	171956	0	171956	0.02	0	0.02	0	0.00	0	0	171956
	SAVITRI DEVI JINDAL	1	261291	0	0	261291	0.03	261291	0	261291	0.03	0	0.03	0	0.00	0	0	261291
	NAVEEN JINDAL (HUF)	1	318187	0	0	318187	0.04	318187	0	318187	0.04	0	0.04	0	0.00	0	0	318187
	ABHYUDAY JINDAL	1	3296878	0	0	3296878	0.42	3296878	0	3296878	0.42	0	0.40	0	0.00	0	0	3296878
	Mr. Nrender Garg*	1	2	0	0	2	0.00	2	0	2	0.00	0	0.00	0	0.00	2	100.00	2
	Mr. Pawan Kumar*	1	2	0	0	2	0.00	2	0	2	0.00	0	0.00	0	0.00	2	100.00	2
	* Nominee of Mrs. Deepika Jindal																	
(b)	Any Other (Specify)	35	193508074	0	0	193508074	24.65	192345043	0.00	193508074	24.65	35252643	27.78	27194526	14.05	163457585	84	192345043
	ROHIT TOWER BUILDING LTD	1	92040	0	0	92040	0.01	92040	0	92040	0.01	0	0.01	0	0	31200	34	92040
	NALWA SONS INVESTMENTS LIMITED	1	1026438	0	0	1026438	0.13	1026438	0	1026438	0.13	0	0.12	0	0	347945	34	1026438
	MEREDITH TRADERS PRIVATE LIMITED	1	1245520	0	0	1245520	0.16	1245520	0	1245520	0.16	0	0.15	0	0	420595	34	1245520
	JSW HOLDINGS LIMITED	1	1359124	0	0	1359124	0.17	1359124	0	1359124	0.17	0	0.17	0	0	460720	34	1359124
	NALWA ENGINEERING CO LTD	1	2204506	0	0	2204506	0.28	2204506	0	2204506	0.28	0	0.27	0	0	2204506	100	2204506
	ABHINANDAN INVESTMENTS LIMITED	1	2393483	0	0	2393483	0.30	2393483	0	2393483	0.30	0	0.29	0	0	2393483	100	2393483
	GOSWAMIS CREDITS & INVESTMENTS LTD	1	2589496	0	0	2589496	0.33	2589496	0	2589496	0.33	0	0.31	0	0	2355201	90.95	2589496
	RENUKA FINANCIAL SERVICES LTD	1	2615529	0	0	2615529	0.33	2615529	0	2615529	0.33	0	0.32	0	0	2614169	100	2615529
	JINDAL REX EXPLORATION PRIVATE LIMITED	1	2742704	0	0	2742704	0.35	2742704	0	2742704	0.35	0	0.33	0	0	2742704	100	2742704
	MANJULA FINANCES LTD	1	2985636	0	0	2985636	0.38	2985636	0	2985636	0.38	0	0.36	0	0	2984556	100	2985636
	EVER PLUS SECURITIES AND FINANCE LIMITED	1	3415614	0	0	3415614	0.44	3415614	0	3415614	0.44	0	0.41	0	0	3415614	100	3415614
	STAINLESS INVESTMENTS LIMITED	1	4256541	0	0	4256541	0.54	4256541	0	4256541	0.54	0	0.52	0	0	4256541	100	4256541
	NALWA INVESTMENTS LIMITED	1	5035975	0	0	5035975	0.64	5035975	0	5035975	0.64	0	0.61	0	0	5035975	100	5035975
	COLARADO TRADING CO LTD	1	6121044	0	0	6121044	0.78	6121044	0	6121044	0.78	0	0.74	0	0	6069279	99.15	6121044
	GAGAN TRADING COMPANY LIMITED	1	7240171	0	0	7240171	0.92	7240171	0	7240171	0.92	0	0.88	0	0	7224757	100	7240171
	SIDDESHWARI TRADEX PRIVATE LIMITED	1	8129876	0	0	8129876	1.04	8129876	0	8129876	1.04	0	0.99	0	0	8129876	100	8129876

	MANSAROVER INVESTMENTS LIMITED	1	11201770	0	0	11201770	1.43	11201770	0	11201770	1.43	0	1.36	0	0	11201770	100	11201770
	HEXA SECURITIES AND FINANCE CO LTD	1	14546967	0	0	14546967	1.85	14546967	0	14546967	1.85	0	1.77	0	0	14543262	100	14546967
	VRINDAVAN SERVICES PRIVATE LIMITED	1	14592780	0	0	14592780	1.86	14592780	0	14592780	1.86	0	1.77	0	0	14592780	100	14592780
	JINDAL STRIPS LIMITED	1	15676566	0	0	15676566	2.00	15676566	0	15676566	2.00	0	1.90	0	0	15676566	100	15676566
	JINDAL EQUIPMENT LEASING AND CONSULTANCY SERVICES LTD	1	16919888	0	0	16919888	2.15	16919888	0	16919888	2.15	0	2.05	0	0	16919888	100	16919888
	SUN INVESTMENTS PVT LIMITED	1	27425501	0	0	27425501	3.49	27425501	0	27425501	3.49	0	3.33	0	0	27422929	100	27425501
	JINDAL COKE LIMITED	1	6920	0	0	6920	0.00	6920	0	6920	0.00	0	0.00	0	0	0	0	6920
	JINDAL UNITED STEEL LIMITED	1	6920	0	0	6920	0.00	6920	0	6920	0.00	0	0.00	0	0	0	0	6920
	VIRTUOUS TRADECORP PVT LTD	1	19181586	0	0	19181586	2.44	19181586	0	19181586	2.44	35252643	6.61	19181586	100	0	0	19181586
	SAJJAN JINDAL (AS A TRUSTEE FOR SAJJAN JINDAL FAMILY TRUST)	1	295	0	0	295	0.00	295	0	295	0.00	0	0.00	0	0	0	0	295
	SAJJAN JINDAL (AS A TRUSTEE FOR SAJJAN JINDAL LINEAGE TRUST)	1	295	0	0	295	0.00	295	0	295	0.00	0	0.00	0	0	0	0	295
	SAJJAN JINDAL (AS A TRUSTEE FOR SANGITA JINDAL FAMILY TRUST)	1	295	0	0	295	0.00	295	0	295	0.00	0	0.00	0	0	0	0	295
	SAJJAN JINDAL (AS A TRUSTEE FOR TARINI JINDAL FAMILY TRUST)	1	295	0	0	295	0.00	295	0	295	0.00	0	0.00	0	0	0	0	295
	SAJJAN JINDAL (AS A TRUSTEE FOR TANVI JINDAL FAMILY TRUST)	1	295	0	0	295	0.00	295	0	295	0.00	0	0.00	0	0	0	0	295
	SAJJAN JINDAL (AS A TRUSTEE FOR PARTH JINDAL FAMILY TRUST)	1	295	0	0	295	0.00	295	0	295	0.00	0	0.00	0	0	0	0	295
	JSL LIMITED	1	12710949	0	0	12710949	1.62	12710949	0	12710949	1.62	0	1.54	8012940	63.04	4630509	36	12710949
	JINDAL INFRASTRUCTURE AND UTILITIES LIMITED	1	4630509	0	0	4630509	0.59	4630509	0	4630509	0.59	0	0.56	0	0.00	4630509	100	4630509
	PANKAJ CONTINENTAL	1	1989220	0	0	1989220	0.25	1989220	0	1989220	0.25	0	0.24	0	0.00	1989220	100	1989220
	Pacific Metallic Trading Company Limited	1	1163031	0	0	1163031	0.15	1163031	0	1163031	0.15	0	0.14	0	0.00	1163031	100	1163031
	Sub Total (A)(1)	56	201600079	0	0	201600079	25.68	201600079	0	201600079	25.68	35252643	28.76	27194526	13.49	166436102	82.56	201600079
2	Foreign								0									0
	Individuals (Non-Resident Individuals / Foreign Individuals)	3	24028269	0	0	24028269	3.06	24028269	0	24028269	3.06	0	2.92	0	0	14477089	60.25	24028269
(a)	RATAN JINDAL	1	23709600	0	0	23709600	3.02	23709600	0	23709600	3.02	0	2.88	0	0	14477089	61.06	23709600
	SARIKA JHUNJHNUWALA	1	226339	0	0	226339	0.03	226339	0	226339	0.03	0	0.03	0	0	0	0.00	226339
	PRITHAVI RAJ JINDAL	1	92330	0	0	92330	0.01	92330	0	92330	0.01	0	0.01	0	0	0	0.00	92330
(b)	Government	0	0	0	0	0	0.00	0	0	0	0.00	0	0.0000	0	0	0	0.0000	0
(c)	Institutions	0	0	0	0	0	0.00	0	0	0	0.00	0	0.0000	0	0	0	0.0000	0
(d)	Foreign Portfolio Investor	0	0	0	0	0	0.00	0	0	0	0.00	0	0.0000	0	0	0	0.0000	0
(e)	Any Other (Specify)	2	164943298	0	44493203	209436501	26.67	209436501	0	209436501	26.67	0	25.43	0	0	163311359	99.01	209436501
	JSL OVERSEAS HOLDING LTD	1	113150440	0	44493203	157643643	20.08	157643643	0	157643643	20.08	0	19.14	0	0	111518501	98.56	157643643
	JSL OVERSEAS LIMITED	1	51792858	0	0	51792858	6.60	51792858	0	51792858	6.60	0	6.29	0	0	51792858	100.00	51792858
	Sub Total (A)(2)	5	188971567	0	44493203	233464770	29.73	233464770	0	233464770	29.73	0	28.35	0	0	177788448	76.15	233464770
	Total Shareholding Of Promoter And Promoter Group (A)= (A)(1)+(A)(2)	61	390571646	0	44493203	435064849	55.41	435064849	0	435064849	55.41	35252643	57.12	27194526	6.25	344224550	79.12	435064849

Details of Shares which remain unclaimed may be given hear along with details such as number of shareholders, outstanding shares held in demat/unclaimed suspense account, voting rights which are frozen etc.
Note:

(1) PAN would not be displayed on website of Stock Exchange(s)

(2) The term 'Encumbrance' has the same meaning as assigned under regulation 28(3) of SEBI (Substantial Acquisition of Shares and Takeovers) Regulations, 2011.



Jindal Stainless Limited - Pre Scheme Shareholding Pattern

Table III - Statement showing shareholding pattern of the Public shareholder

Category	Category & Name of shareholders	Nos. of shareholders	No. of fully paid up equity shares held	No. of Partly paid-up equity shares held	No. of shares underlying Depository Receipts	Total nos. shares held	Shareholding as a % of total no. of shares (calculated as per SCRR, 1957)	Number of Voting Rights held in each class of securities			No. of Shares Underlying Outstanding convertible securities (including Warrants)	Shareholding as a % assuming full conversion of convertible securities (as a percentage of diluted share capital)	Number of Locked in shares		Number of Shares pledged or otherwise encumbered		Number of equity shares held in dematerialised form	
								No of Voting Rights					Total as a % of (A+B+C)	No. (a)	As a % of total Shares held(b)	No. (a)		As a % of total Shares held(b)
								Class eg: X	Class eg: y	Total								
	(I)	(III)	(IV)	(V)	(VI)	(VII) = (IV)+(V)+(VI)	(VIII) As a % of (A+B+C2)	(IX)			(X)	(XI) = (VII)+(X) As a % of (A+B+C2)	(XII)		(XIII)		(XIV)	
1	Institutions																	
(a)	Mutual Fund	42	1714790	0	0	1714790	0.22	1714790	0	1714790	0.22	0	0.21	0	0	NA	NA	1672596
(b)	Venture Capital Funds	0	0	0	0	0	0.00	0	0	0	0.00	0	0.00	0	0	NA	NA	0
(c)	Alternate Investment Funds	4	47379304	0	0	47379304	6.03	47379304	0	47379304	6.03	3008225	6.12	28376673	59.89	NA	NA	47379303
	Abakkus Growth Fund -1	1	9847500	0	0	9847500	1.25	9847500	0	9847500	1.25	0	1.20					9847500
	Abakkus Emerging Opportunities Fund-1	1	7156066	0	0	7156066	0.91	7156066	0	7156066	0.91	0	0.87					7156065
	Kotak Special Situation Fund	1	28376673	0	0	28376673	3.61	28376673	0	28376673	3.61	3008225	3.81	28376673	100	NA	NA	28376673
(d)	Foreign Venture Capital Investors	0	0	0	0	0	0.00	0	0	0	0.00	0	0.00	0	0	NA	NA	
(e)	Foreign Portfolio Investor	109	162918892	0	0	162918892	20.75	162918892	0	162918892	20.75	0	19.79	0	0	NA	NA	162918868
	ELM PARK FUND LIMITED	1	57619105	0	0	57619105	7.34	57619105	0	57619105	7.34	0	7.00	0	0	NA	NA	57619105
	Hypnos Fund Limited	1	42879748	0	0	42879748	5.46	42879748	0	42879748	5.46	0	5.21	0	0	NA	NA	42879748
	Albula Investment Fund Ltd	1	30228798	0	0	30228798	3.85	30228798	0	30228798	3.85	0	3.67	0	0	NA	NA	30228798
	Abu Dhabi Investment Authority - Behave	1	10000000	0	0	10000000	1.27	10000000	0	10000000	1.27	0	1.21	0	0	NA	NA	10000000
	CRESTA FUND LIMITED	1	7839000	0	0	7839000	1.00	7839000	0	7839000	1.00	0	0.95	0	0	NA	NA	7839000
(f)	Financial Institutions / Banks	52	1582390	0	0	1582390	0.20	1582390	0	1582390	0.20	0	0.19	0	0	NA	NA	1515748
(g)	Insurance Companies	3	895108	0	0	895108	0.11	895108	0	895108	0.11	0	0.11	0	0	NA	NA	895108
(h)	Provident Funds/ Pension Funds	0	0	0	0	0	0.00	0	0	0	0.00	0	0.00	0	0	NA	NA	0
(i)	Any Other (Specify)	10	39886	0	0	39886	0.01	39886	0	39886	0.01	0	0.00	0	0	NA	NA	0
	Sub Total (B)(1)	220	214530370	0	0	214530370	27.32	214530370	0	214530370	27.32	3008225	26.42	28376673	13.23	NA	NA	214381623
	Central Government/ State Government(s)/ President of India	0	0	0	0	0	0.00	0	0	0	0.00	0	0.00	0	0.00	NA	NA	0
	Sub Total (B)(2)	0	0	0	0	0	0.00	0	0	0	0.00	0	0.00	0	0.00	NA	NA	0
3	Non-Institutions																	
(a)	Individuals																	
	i. Individual shareholders holding nominal share capital up to Rs. 2 lakhs.	109314	72534830	0	0	72534830	9.24	72534830	0	72534830	9.24	0	8.81	0	0	NA	NA	65705449
	ii. Individual shareholders holding nominal share capital in excess of Rs. 2 lakhs.	42	13699005	0	0	13699005	1.74	13699005	0	13699005	1.74	0	1.66	0	0	NA	NA	13699003
(b)	NBFCs registered with RBI	4	12402	0	0	12402	0.00	12402	0	12402	0.00	0	0.00	0	0	NA	NA	12402
(c)	Employee Trusts	0	0	0	0	0	0.00	0	0	0	0.00	0	0.00	0	0.00	NA	NA	0
(d)	Overseas Depositories(holding DRs) (balancing figure)	2	0	0	2564583	2564583	0.33	2564583	0	2564583	0.33	0	0.31	0	0	NA	NA	2564583
(e)	Any Other (Specify)	6692	46764223	0	0	46764223	5.96	46764223	0	46764223	5.96	0	5.68	0	0	NA	NA	45065309
	Non-Resident Indian (NRI)	3073	5610711	0	0	5610711	0.71	5610711	0	5610711	0.71	0	0.68	0	0	NA	NA	4106138
	Bodies Corporate	998	32267483	0	0	32267483	4.11	32267483	0	32267483	4.11	0	3.92	0	0	NA	NA	32088164
	Trusts	16	45100	0	0	45100	0.01	45100	0	45100	0.01	0	0.01	0	0	NA	NA	45099
	Foreign Nationals	2	12317	0	0	12317	0.00	12317	0	12317	0.00	0	0.00	0	0	NA	NA	12316
	Overseas Corporate Bodies	4	4987	0	0	4987	0.00	4987	0	4987	0.00	0	0.00	0	0	NA	NA	0
	Clearing Members	325	4501820	0	0	4501820	0.57	4501820	0	4501820	0.57	0	0.55	0	0	NA	NA	4501761
	HUF	2274	4321805	0	0	4321805	0.55	4321805	0	4321805	0.55	0	0.52	0	0	NA	NA	4311831
	Sub Total (B)(3)	116054	133010460	0	2564583	135575043	17.27	135575043	0	135575043	17.27	0	16.46	0	0	NA	NA	127046746
	Total Public Shareholding (B)= (B)(1)+(B)(2)+(B)(3)	116274	347540830	0	2564583	350105413	44.59	350105413	0	350105413	44.59	3008225	42.88	28376673	8.11	NA	NA	341428369

Details of the shareholders acting as persons in Concert including their Shareholding (No. and %):

Details of Shares which remain unclaimed may be given hear along with details such as number of shareholders, outstanding shares held in demat/unclaimed suspense account, voting rights which are:

Note:

(1) PAN would not be displayed on website of Stock Exchange(s).

(2) The above format needs to be disclosed along with the name of following persons: Institutions/Non Institutions holding more than 1% of total number of shares


(3) W.r.t. the information pertaining to Depository Receipts, the same may be disclosed in the respective columns to the extent information available and the balance to be disclosed as held by custodian.

Jindal Stainless Limited - Pre Scheme Shareholding Pattern
Table IV - Statement showing shareholding pattern of the Non Promoter- Non Public shareholder

Category	Category & Name of shareholders	PAN	Nos. of shareholders	No. of fully paid up equity shares held	No. of Partly paid-up equity shares held	No. of shares underlying Depository Receipts	Total nos. shares held	Shareholding as a % of total no. of shares (calculated as per SCRR, 1957)	Number of Voting Rights held in each class of securities			No. of Shares Underlying Outstanding convertible securities (including	Shareholding, as a % assuming full conversion of convertible securities (as a percentage	Number of Locked in shares		Number of Shares pledged or otherwise encumbered		Number of equity shares held in dematerialised form	
									No of Voting Rights					Total as a % of (A+B+C)	No. (a)	As a % of total Shares held(b)	No. (a)		As a % of total Shares held(b)
									Class eg: X	Class eg: y	Total								
	(I)	(II)	(III)	(IV)	(V)	(VI)	(VII) = (IV)+(V)+ (VI)	(VIII) As a % of (A+B+C2)	(IX)			(X)	(XI) = (VII)+(X) As a % of	(XII)		(XIII)		(XIV)	
1	Custodian/DR Holder		0	0	0	0	0	0.0000	0	0	0	0.0000	0	0.0000	0	0.0000	0	0.0000	0
2	Employee Benefit Trust (under SEBI (Share based Employee Benefit) Regulations, 2014)		0	0	0	0	0	0.0000	0	0	0	0.0000	0	0.0000	0	0.0000	0	0.0000	0
	Total Non-Promoter- Non Public Shareholding (C)= (C)(1)+(C)(2)		0	0	0	0	0	0.0000	0	0	0	0.0000	0	0.0000	0	0.0000	0	0.0000	0

Note:


- (1) PAN would not be displayed on website of Stock Exchange(s).
- (2) The above format needs to disclose name of all holders holding more than 1% of total number of shares
- (3) W.r.t. the information pertaining to Depository Receipts, the same may be disclosed in the respective columns to the extent information available



Jindal Stainless Limited - Pre Scheme Shareholding Pattern

Company Remarks

On 29th September, 2020, the Company has issued 38260868 Convertible Equity Warrants and the same has been shown under the category of "No of shares underlying outstanding convertible securities (including warrants)". Issue price of Convertible Equity Warrant (Warrants) is Rs.42.55 per warrant. Subscription money i.e. 33% of the issue price is paid at the time of allotment of warrants. Each Warrant is convertible into one equity share having the face value of Rs. 2/- each at a price of Rs. 42.55, any time during the period of 18 months from the date of allotment of Warrants i.e. on or before March 28, 2022, in one or more tranches upon payment of balance 67% of the issue price. Face value of the warrants is Rs.2/- warrant and Rs.0.66 of the face value was paid at the time of allotment of warrants.

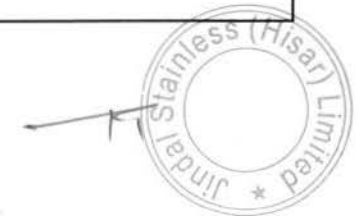


Pre Scheme of Arrangement

Shareholding Pattern under Regulation 31 of SEBI (Listing Obligations and Disclosure Requirements) Regulations, 2015	
1	Name of Listed Entity: Jindal Stainless (Hisar) Limited
2	Scrip Code/Name of Scrip/Class of Security: BSE - 539597 ; NSE - JSLHISAR
3	Share Holding Pattern for the quarter ending 31/12/2020 filed under: Regulation 31
a.	If under 31(1)(b) then indicate the report for Quarter ending : 31/12/2020
b.	If under 31(1)(c) then indicate date of allotment/extinguishment : NA
4	Declaration: The Listed entity is required to submit the following declaration to the extent of submission of information:-

Particulars	Yes*	No*
1 Whether the Listed Entity has issued any partly paid up shares?		No
2 Whether the Listed Entity has issued any Convertible Securities or Warrants?		No
3 Whether the Listed Entity has any shares against which depository receipts are issued?	Yes	
4 Whether the Listed Entity has any shares in locked-in?		No
5 Whether any shares held by promoters are pledge or otherwise encumbered?	Yes	
6 Whether the listed entity has issued any differential voting rights?		No
7 Whether the listed entity has significant beneficial owner?		No


* If the Listed Entity selects the option 'No' for the questions above, the columns for the partly paid up shares, Outstanding Convertible Securities/Warrants, depository receipts, locked-in shares, No of shares pledged or otherwise encumbered by promoters, as applicable, shall not be displayed at the time of dissemination on the Stock Exchange website. Also wherever there is 'No' declared by Listed Entity in above table the values will be considered as 'Zero' by default on submission of the format of holding of specified securities.



Jindal Stainless (Hisar) Limited - Pre Scheme Shareholding Pattern


Table I - Summary Statement holding of specified securities

Category	Category of shareholder	Number of shareholders	No. of fully paid up equity shares held	No. of Partly paid-up equity shares held	No. of shares underlying Depository Receipts	Total nos. shares held	Shareholding as a % of total no. of shares (calculated as per SCRR, 1957)	Number of Voting Rights held in each class of securities			No. of Shares Underlying Outstanding convertible securities (including Warrants)	Shareholding as a % assuming full conversion of convertible securities (as a percentage of diluted share capital)	Number of Locked in shares		Number of Shares pledged or otherwise encumbered		Number of equity shares held in dematerialised form	
								No of Voting Rights					Total as a % of (A+B+C)	No. (a)	As a % of total Shares held(b)	No. (a)		As a % of total Shares held(b)
								Class eg: X	Class eg: y	Total								
(I)	(ii)	(iii)	(IV)	(V)	(VI)	(VII) = (IV)+(V)+(VI)	(VIII)As a % of (A+B+C2)	(IX)			(X)	(XI)= (VII)+(X) As a % of (A+B+C2)	(XII)	(XIII)	(XIV)			
[A]	Promoter & Promoter Group	54	12,18,21,330	0	1,42,34,984	136056314	57.67%	136056314	0	136056314	57.67%	0	57.67%	0	0.00%	11,93,21,388	87.70%	13,60,56,314
[B]	Public	52470	9,90,09,021	0	8,69,350	99878371	42.33%	99878371	0	99878371	42.33%	0	42.33%	0	0.00%	0	0.00%	9,69,50,290
[C]	Non Promoter - Non Public	0	0	0	0	0	0.00%	0	0	0	0.00%	0	0.00%	0	0.00%	0	0.00%	0
[C1]	Shares Underlying DRs	0	0	0	0	0	0.00%	0	0	0	0.00%	0	0.00%	0	0.00%	0	0.00%	0
[C2]	Shares Held By Employee Trust	0	0	0	0	0	0.00%	0	0	0	0.00%	0	0.00%	0	0.00%	0	0.00%	0
	Total	52524	22,08,30,351	0	1,51,04,334	23,59,34,685	100%	235934685	0	235934685	100%	0	100%	0	0.00%	119321388	50.57%	23,30,06,604



Jindal Stainless (Hisar) Limited - Pre Scheme Shareholding Pattern
Table II (I)(a)- Statement showing shareholding pattern of the Promoter and Promoter Group

Category	Category & Name of shareholders	Nos. of shareholders	No. of fully paid up equity shares held	No. of Partly paid-up equity shares held	No. of shares underlying Depository Receipts	Total nos. shares held	Shareholding as a % of total no. of shares (calculated as per SCRR, 1957)	Number of Voting Rights held in each class of securities			No. of Shares Underlying Outstanding convertible securities (including Warrants)	Shareholding, as a % assuming full conversion of convertible securities (as a percentage of diluted share capital)	Number of Locked in shares		Number of Shares pledged or otherwise encumbered		Number of equity shares held in dematerialised form	
								No of Voting Rights					Total as a % of (A+B+C)	No. (a)	As a % of total Shares held(b)	No. (a)		As a % of total Shares held(b)
								Class eg: X	Class eg: y	Total								
	(I)	(III)	(IV)	(V)	(VI)	(VII) = (IV)+(V)+ (VI)	(VIII) As a % of (A+B+C2)	(IX)			(X)	(XI)= (VII)+(X) As a % of (A+B+C2)	(XII)		(XIII)	(XIV)		
1	Indian																	
(a)	Individuals / Hindu Undivided Family	19	637469	0	0	637469	0.27	637469	0	637469	0.27	0.00	0.27	0.00	0.00	0.00	0.00	637469
	SAROJ BHARTIA	1	40	0	0	40	0.00	40	0	40	0.00	0	0.00	0	0.00	0	0	40
	SEEMA JAJODIA	1	900	0	0	900	0.00	900	0	900	0.00	0	0.00	0	0.00	0	0	900
	KAMAL KISHORE BHARTIA	1	2050	0	0	2050	0.00	2050	0	2050	0.00	0	0.00	0	0.00	0	0	2050
	URVI JINDAL	1	11605	0	0	11605	0.00	11605	0	11605	0.00	0	0.00	0	0.00	0	0	11605
	TANVI SHETE	1	11995	0	0	11995	0.01	11995	0	11995	0.01	0	0.01	0	0.00	0	0	11995
	TARINI JINDAL HANDA	1	12000	0	0	12000	0.01	12000	0	12000	0.01	0	0.01	0	0.00	0	0	12000
	TRIPTI JINDAL	1	12175	0	0	12175	0.01	12175	0	12175	0.01	0	0.01	0	0.00	0	0	12175
	NAVEEN JINDAL	1	12768	0	0	12768	0.01	12768	0	12768	0.01	0	0.01	0	0.00	0	0	12768
	R K JINDAL & SONS HUF .	1	13940	0	0	13940	0.01	13940	0	13940	0.01	0	0.01	0	0.00	0	0	13940
	ARTI JINDAL	1	14390	0	0	14390	0.01	14390	0	14390	0.01	0	0.01	0	0.00	0	0	14390
	DEEPIKA JINDAL	1	69265	0	0	69265	0.03	69265	0	69265	0.03	0	0.03	0	0.00	0	0	69265
	PARTH JINDAL	1	27575	0	0	27575	0.01	27575	0	27575	0.01	0	0.01	0	0.00	0	0	27575
	S K JINDAL AND SONS HUF .	1	33330	0	0	33330	0.01	33330	0	33330	0.01	0	0.01	0	0.00	0	0	33330
	SMINU JINDAL	1	43875	0	0	43875	0.02	43875	0	43875	0.02	0	0.02	0	0.00	0	0	43875
	SANGITA JINDAL	1	94658	0	0	94658	0.04	94658	0	94658	0.04	0	0.04	0	0.00	0	0	94658
	P R JINDAL HUF .	1	58290	0	0	58290	0.02	58290	0	58290	0.02	0	0.02	0	0.00	0	0	58290
	SAVITRI DEVI JINDAL	1	88573	0	0	88573	0.04	88573	0	88573	0.04	0	0.04	0	0.00	0	0	88573
	NAVEEN JINDAL (HUF)	1	107860	0	0	107860	0.05	107860	0	107860	0.05	0	0.05	0	0.00	0	0	107860
	ABHYUDAY JINDAL	1	22180	0	0	22180	0.01	22180	0	22180	0.01	0	0.01	0	0.00	0	0	22180
(b)	Any Other (Specify)	30	56891250	0	0	56891250	24.11	56891250	0	56891250	24.11	0	24.11	0	0.00	55622805	97.77	56891250
	ROHIT TOWER BUILDING LTD	1	31200	0	0	31200	0.01	31200	0	31200	0.01	0	0.01	0	0.00	0	0	31200
	NALWA SONS INVESTMENTS LIMITED	1	347945	0	0	347945	0.15	347945	0	347945	0.15	0	0.15	0	0.00	0	0	347945
	MEREDITH TRADERS PRIVATE LIMITED	1	422210	0	0	422210	0.18	422210	0	422210	0.18	0	0.18	0	0.00	0	0	422210
	JSW HOLDINGS LIMITED	1	460720	0	0	460720	0.20	460720	0	460720	0.20	0	0.20	0	0.00	0	0	460720
	NALWA ENGINEERING CO LTD	1	747290	0	0	747290	0.32	747290	0	747290	0.32	0	0.32	0	0.00	747290	100	747290
	ABHINANDAN INVESTMENTS LIMITED	1	811350	0	0	811350	0.34	811350	0	811350	0.34	0	0.34	0	0.00	811350	100	811350
	GOSWAMIS CREDITS & INVESTMENTS LTD	1	877795	0	0	877795	0.37	877795	0	877795	0.37	0	0.37	0	0.00	877795	100.00	877795
	RENUKA FINANCIAL SERVICES LTD	1	886620	0	0	886620	0.38	886620	0	886620	0.38	0	0.38	0	0.00	886620	100	886620
	JINDAL REX EXPLORATION PRIVATE LIMITED	1	929730	0	0	929730	0.39	929730	0	929730	0.39	0	0.39	0	0.00	929730	100	929730
	MANJULA FINANCES LTD	1	1012080	0	0	1012080	0.43	1012080	0	1012080	0.43	0	0.43	0	0.00	1012080	100	1012080
	EVER PLUS SECURITIES AND FINANCE LIMITED	1	1157835	0	0	1157835	0.49	1157835	0	1157835	0.49	0	0.49	0	0.00	1157835	100	1157835
	STAINLESS INVESTMENTS LIMITED	1	1442895	0	0	1442895	0.61	1442895	0	1442895	0.61	0	0.61	0	0.00	1442895	100	1442895
	NALWA INVESTMENTS LIMITED	1	1707110	0	0	1707110	0.72	1707110	0	1707110	0.72	0	0.72	0	0.00	1707110	100	1707110
	COLARADO TRADING CO LTD	1	2074930	0	0	2074930	0.88	2074930	0	2074930	0.88	0	0.88	0	0.00	2074930	100.00	2074930




	GAGAN TRADING COMPANY LIMITED	1	2454295	0	0	2454295	1.04	2454295	0	2454295	1.04	0	1.04	0	0	2449070	100	2454295
	SIDDESHWARI TRADEX PRIVATE LIMITED	1	2755890	0	0	2755890	1.17	2755890	0	2755890	1.17	0	1.17	0	0	2755890	100	2755890
	MANSAROVER INVESTMENTS LIMITED	1	3797210	0	0	3797210	1.61	3797210	0	3797210	1.61	0	1.61	0	0	3797210	100	3797210
	HEXA SECURITIES AND FINANCE CO LTD	1	4931175	0	0	4931175	2.09	4931175	0	4931175	2.09	0	2.09	0	0	4931175	100	4931175
	VRINDAVAN SERVICES PRIVATE LIMITED	1	4946705	0	0	4946705	2.10	4946705	0	4946705	2.10	0	2.10	0	0	4946705	100	4946705
	JINDAL STRIPS LIMITED	1	5314090	0	0	5314090	2.25	5314090	0	5314090	2.25	0	2.25	0	0	5314090	100	5314090
	JINDAL EQUIPMENT LEASING AND CONSULTANCY SERVICES LTD	1	5735555	0	0	5735555	2.43	5735555	0	5735555	2.43	0	2.43	0	0	5735555	100	5735555
	SUN INVESTMENTS PVT LIMITED	1	9296780	0	0	9296780	3.94	9296780	0	9296780	3.94	0	3.94	0	0	9296235	100	9296780
	JSL LIMITED	1	2374620	0	0	2374620	1.01	2374620	0	2374620	1.01	0	1.01	0	0	2374620	100	2374620
	JINDAL INFRASTRUCTURE AND UTILITIES LIMITED	1	2374620	0	0	2374620	1.01	2374620	0	2374620	1.01	0	1.01	0	0	2374620	100	2374620
	SAJJAN JINDAL (AS A TRUSTEE FOR SAJJAN JINDAL FAMILY TRUST)	1	100	0	0	100	0.00	100	0	100	0.00	0	0.00	0	0	0	0	100
	SAJJAN JINDAL (AS A TRUSTEE FOR SAJJAN JINDAL LINEAGE TRUST)	1	100	0	0	100	0.00	100	0	100	0.00	0	0.00	0	0	0	0	100
	SAJJAN JINDAL (AS A TRUSTEE FOR SANGITA JINDAL FAMILY TRUST)	1	100	0	0	100	0.00	100	0	100	0.00	0	0.00	0	0	0	0	100
	SAJJAN JINDAL (AS A TRUSTEE FOR TARINI JINDAL FAMILY TRUST)	1	100	0	0	100	0.00	100	0	100	0.00	0	0.00	0	0	0	0	100
	SAJJAN JINDAL (AS A TRUSTEE FOR TANVI JINDAL FAMILY TRUST)	1	100	0	0	100	0.00	100	0	100	0.00	0	0.00	0	0	0	0	100
	SAJJAN JINDAL (AS A TRUSTEE FOR PARTH JINDAL FAMILY TRUST)	1	100	0	0	100	0.00	100	0	100	0.00	0	0.00	0	0	0	0	100
	Sub Total (A)(1)	49	57528719	0	0	57528719	24.38	57528719	0	57528719	24.38	0	24.38	0	0.00	55622805	96.69	57528719
2	Foreign							0										0
(a)	Individuals (Non-Resident Individuals / Foreign Individuals)	3	7532171	0	0	7532171	3.19	7532171	0	7532171	3.19	0	3.19	0	0	7424148	98.57	7532171
	RATAN JINDAL	1	7424148	0	0	7424148	3.15	7424148	0	7424148	3.15	0	3.15	0	0	7424148	100	7424148
	SARIKA JHUNJHNUWALA	1	76725	0	0	76725	0.03	76725	0	76725	0.03	0	0.03	0	0	0	0	76725
	PRITHAVI RAJ JINDAL	1	31298	0	0	31298	0.01	31298	0	31298	0.01	0	0.01	0	0	0	0	31298
(b)	Government	0	0	0	0	0	0.00	0	0	0	0.00	0	0.0000	0	0	0	0	0.0000
(c)	Institutions	0	0	0	0	0	0.00	0	0	0	0.00	0	0.0000	0	0	0	0	0.0000
(d)	Foreign Portfolio Investor	0	0	0	0	0	0.00	0	0	0	0.00	0	0.0000	0	0	0	0	0.0000
(e)	Any Other (Specify)	2	56760440	0	14234984	70995424	30.09	70995424	0	70995424	30.09	0	30.09	0	0	56274435	79.26	70995424
	JSL OVERSEAS LIMITED	1	26560440	0	0	26560440	11.26	26560440	0	26560440	11.26	0	11.26	0	0	26560440	100.00	26560440
	JSL OVERSEAS HOLDING LTD	1	30200000	0	14234984	44434984	18.83	44434984	0	44434984	18.83	0	18.83	0	0	29713995	66.87	44434984
	Sub Total (A)(2)	5	64292611	0	14234984	78527595	33.28	78527595	0	78527595	33.28	0	33.28	0	0	63698583	81.12	78527595
	Total Shareholding Of Promoter And Promoter Group (A)= (A)(1)+(A)(2)	54	121821330	0	14234984	136056314	57.67	136056314	0	136056314	57.67	0	57.67	0	0.00	119321388	87.70	136056314

Details of Shares which remain unclaimed may be given hear along with details such as number of shareholders, outstanding shares held in demat/unclaimed suspense account, voting rights which are frozen etc.

Note:

(1) PAN would not be displayed on website of Stock Exchange(s)

(2) The term 'Encumbrance' has the same meaning as assigned under regulation 28(3) of SEBI (Substantial Acquisition of Shares and Takeovers) Regulations, 2011.



Jindal Stainless (Hisar) Limited - Pre Scheme Shareholding Pattern

Table III - Statement showing shareholding pattern of the Public shareholder

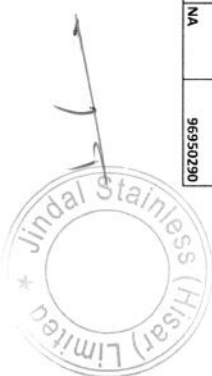
Category	Category & Name of shareholders	Nos. of shares	No. of fully paid up equity shares held	No. of Partly paid-up equity shares held	No. of shares underlying Depository Receipts	Total nos. shares held (VII) = (IV)+(V)+(VI)	Shareholding as a % of total no. of shares (calculated as per SCRR, 1957) (A+B+C2)	Number of Voting Rights held in each class of securities		Total as a % of (A+B+C)	No. of Shares Underlying Outstanding convertible securities (including Warrants)	Shareholding, assuming full conversion of convertible securities (as a percentage of diluted share capital) (XI) = (VII)+(X) As a % of (A+B+C2)	Number of Locked In shares		Number of Shares pledged or otherwise encumbered	No. of Shares held (b) As a % of total Shares held (b)	Number of shares held in dematerialised form																		
								Class eg: X	Class eg: Y Total				No. (a)	As a % of total Shares held (b)																					
1	Institutions	(i)	(iii)	(iv)	(v)	(vi)	(vii) = (iv)+(v)+(vi)	(viii) As a % of (A+B+C2)	(ix)	(x)	(xi) = (vii)+(x) As a % of (A+B+C2)	(xii)	(xiii)	(xiv)	(xv)	(xvi)	(xvii)																		
																		(a) Mutual Funds	21	219695	0	0	219695	0.09	219695	0	0	0.09	0	0	0	0	0	205395	
																		(b) Venture Capital Fund	0	0	0	0	0	0.00	0	0	0.00	0	0	0	0	0	0	0	0
																		(c) Alternate Investment Fund	2	871977	0	0	871977	3.70	871977	0	0	3.70	0	0	0	0	0	0	871977
																		(d) Abakus Growth Fund - I	0	5050000	0	0	5050000	2.14	5050000	0	0	2.14	0	0	0	0	0	0	5050000
																		(e) Abakus Emerging Opportunities Fund-1	0	3669777	0	0	3669777	1.56	3669777	0	0	1.56	0	0	0	0	0	0	3669777
																		(f) Foreign Venture capital Investor	0	0	0	0	0	0.00	0	0	0.00	0	0	0	0	0	0	0	0
																		(g) Foreign Portfolio Investors	54	49818125	0	0	49818125	21.12	49818125	0	0	21.12	0	0	0	0	0	0	49818125
																		(h) Hypro Fund Limited	0	12587711	0	0	12587711	5.34	12587711	0	0	5.34	0	0	0	0	0	0	12587711
																		(i) Albulia Investment Fund Ltd	0	10247050	0	0	10247050	4.34	10247050	0	0	4.34	0	0	0	0	0	0	10247050
																		(j) ELM PARK FUND LIMITED	0	19432160	0	0	19432160	8.24	19432160	0	0	8.24	0	0	0	0	0	0	19432160
																		(k) GREETA FUND LTD	0	4020000	0	0	4020000	1.70	4020000	0	0	1.70	0	0	0	0	0	0	4020000
																		(l) Financial Institutions / Banks	24	24120	0	0	24120	0.01	24120	0	0	0.01	0	0	0	0	0	0	1560
																		(m) Insurance Companies	1	182745	0	0	182745	0.08	182745	0	0	0.08	0	0	0	0	0	0	182745
(n) Provident funds / Pension funds	0	0	0	0	0	0.00	0	0	0.00	0	0	0	0	0	0	0	0																		
(o) Any other / Foreign Institutional Investors)	5	13520	0	0	13520	0.01	13520	0	0	0.01	0	0	0	0	0	0	0																		
(p) Sub Total (B)(1)	107	58977982	0	0	58977982	25.00	58977982	0	0	25.00	0	0	0	0	0	0	0	58977982																	
(q) 2 Government(s)/ President of India	0	0	0	0	0	0.00	0	0	0.00	0	0	0	0	0	0	0	0	0																	
(r) Sub Total (B)(2)	0	0	0	0	0	0.00	0	0	0.00	0	0	0	0	0	0	0	0	0																	
(s) 3 Non-institutions	0	0	0	0	0	0.00	0	0	0.00	0	0	0	0	0	0	0	0	0																	
(t) Individuals	0	0	0	0	0	0.00	0	0	0.00	0	0	0	0	0	0	0	0	0																	
(u) Individual shareholders holding nominal share capital upto Rs.2,00 lac	49091	21216908	0	0	21216908	8.99	21216908	0	0	8.99	0	0	0	0	0	0	0	18913733																	
(v) Individual shareholders holding nominal share capital in excess of Rs.2,00 lac	14	3593482	0	0	3593482	1.52	3593482	0	0	1.52	0	0	0	0	0	0	0	3593482																	
(w) NBFC registered with RBI	2	3865	0	0	3865	0.00	3865	0	0	0.00	0	0	0	0	0	0	0	3865																	
(x) Employees Trusts	0	0	0	0	0	0.00	0	0	0.00	0	0	0	0	0	0	0	0	0																	
(y) Overseas Depositories (holding DR)	1	0	0	0	869350	0.37	869350	0	0	0.37	0	0	0	0	0	0	0	869350																	
(z) Any other	3235	15216784	0	0	15216784	6.45	15216784	0	0	6.45	0	0	0	0	0	0	0	14642258																	
(aa) Non resident Indians	1540	1510978	0	0	1510978	0.64	1510978	0	0	0.64	0	0	0	0	0	0	0	1001793																	
(ab) Corporate bodies (resident)	496	11453312	0	0	11453312	4.85	11453312	0	0	4.85	0	0	0	0	0	0	0	11392971																	
(ac) Trusts	9	8656	0	0	8656	0.00	8656	0	0	0.00	0	0	0	0	0	0	0	8656																	
(ad) Foreign national	1	4175	0	0	4175	0.00	4175	0	0	0.00	0	0	0	0	0	0	0	4175																	
(ae) Overseas Corporate Bodies	2	1690	0	0	1690	0.00	1690	0	0	0.00	0	0	0	0	0	0	0	0																	
(af) Clearing Members	147	1095146	0	0	1095146	0.46	1095146	0	0	0.46	0	0	0	0	0	0	0	1095146																	
(ag) Hindu Undivided families	1060	1142827	0	0	1142827	0.48	1142827	0	0	0.48	0	0	0	0	0	0	0	1139517																	
(ah) Sub Total (B)(3)	52363	40900389	0	0	40900389	17.34	40900389	0	0	17.34	0	0	0	0	0	0	0	38027688																	
(ai) Total Public Shareholding (B) = (B)(1)+(B)(2)+(B)(3)	52470	99009021	0	0	869350	42.33	99878371	0	0	42.33	0	0	0	0	0	0	0	96950290																	

Details of the shareholders acting as persons in Concert including their Shareholding (No. and %):

Details of Shares which remain unclaimed may be given hear along with details such as number of shareholders, outstanding shares held in demat/unclaimed suspense account, voting rights which are frozen etc.

Note:

- (1) PAN would not be displayed on website of Stock Exchange(s).
- (2) The above format needs to be disclosed along with the name of following persons: institutions/Non Institutions holding more than 1% of total number of shares
- (3) W.r.t. the information pertaining to Depository Receipts, the same may be disclosed in the respective columns to the extent information available and the balance to be disclosed as held by custodian.



Jindal Stainless (Hisar) Limited - Pre Scheme Shareholding Pattern
Table IV - Statement showing shareholding pattern of the Non Promoter- Non Public shareholder

Category	Category & Name of shareholders	Nos. of shareholders	No. of fully paid up equity shares held	No. of Partly paid-up equity shares held	No. of shares underlying Depository Receipts	Total nos. shares held	Shareholding as a % of total no. of shares (calculated as per SCRR, 1957)	Number of Voting Rights held in each class of securities			No. of Shares Underlying Outstanding convertible securities (including	Shareholding, as a % assuming full conversion of convertible securities	Number of Locked in shares		Number of Shares pledged or otherwise encumbered		Number of equity shares held in dematerialised form	
								No of Voting Rights		Total as a % of (A+B+C)			No. (a)	As a % of total Shares held(b)	No. (a)	As a % of total Shares held(b)		
								Class eg: X	Class eg: Y									Total
	(I)	(III)	(IV)	(V)	(VI)	(VII) = (IV)+(V)+ (VI)	(VIII) As a % of (A+B+C2)	(IX)			(X)	(XI) = (VII)+(X) As a % of	(XII)		(XIII)		(XIV)	
1	Custodian/DR Holder	0	0	0	0	0	0.0000	0	0	0	0.0000	0	0.0000	0	0.0000	0	0.0000	0
2	Employee Benefit Trust (under SEBI (Share based Employee Benefit) Regulations, 2014)	0	0	0	0	0	0.0000	0	0	0	0.0000	0	0.0000	0	0.0000	0	0.0000	0
	Total Non-Promoter- Non Public Shareholding (C)= (C){1}+(C){2}	0	0	0	0	0	0.0000	0	0	0	0.0000	0	0.0000	0	0.0000	0	0.0000	0

Note:

(1) PAN would not be displayed on website of Stock Exchange(s).


(2) The above format needs to disclose name of all holders holding more than 1% of total number of shares

(3) W.r.t. the information pertaining to Depository Receipts, the same may be disclosed in the respective columns to the extent information available





Since Jindal Stainless (Hisar) Limited will be wound up post-merger into Jindal Stainless Limited, no post scheme shareholding has been shown.



Pre Scheme of Arrangement

Shareholding Pattern under Regulation 31 of SEBI (Listing Obligations and Disclosure Requirements) Regulations, 2015

(JSL Lifestyle Limited is an unlisted company. Shareholding in format under Regulation 31 of SEBI(Listing Obligations and Disclosure Requirements) Regulations, 2015 for reference.

1	Name of Listed Entity: JSL Lifestyle Limited
2	Scrip Code/Name of Scrip/Class of Security: NA
3	Share Holding Pattern for the quarter ending 31/12/2020 filed under: NA
	a. If under 31(1)(b) then indicate the report for Quarter ending : NA
	b. If under 31(1)(c) then indicate date of allotment/extinguishment : NA
4	Declaration: The Listed entity is required to submit the following declaration to the extent of submission of information:-

Particulars	Yes*	No*
1 Whether the Listed Entity has issued any partly paid up shares?		No
2 Whether the Listed Entity has issued any Convertible Securities or Warrants?		No
3 Whether the Listed Entity has any shares against which depository receipts are issued?		No
4 Whether the Listed Entity has any shares in locked-in?		No
5 Whether any shares held by promoters are pledge or otherwise encumbered?	Yes	
6 Whether the Listed entity has issued any differential voting rights?		No
7 Whether the listed entity has significant beneficial owner?		No

* If the Listed Entity selects the option 'No' for the questions above, the columns for the partly paid up shares, Outstanding Convertible Securities/Warrants, depository receipts, locked-in shares, No of shares pledged or otherwise encumbered by promoters, as applicable, shall not be displayed at the time of dissemination on the Stock Exchange website. Also wherever there is 'No' declared by Listed Entity in above table the values will be considered as 'Zero' by default on submission of the format of holding of specified securities.



JSL Lifestyle Limited - Pre Scheme Shareholding Pattern

Table I - Summary Statement holding of specified securities

Category	Category of shareholder	Number of shareholders	No. of fully paid up equity shares held	No. of Partly-paid-up equity shares held	No. of shares underlying Depository Receipts	Total nos. shares held	Shareholding as a % of total no. of shares (calculated as per SCRR, 1957)	Number of Voting Rights held in each class of securities			No. of Shares Underlying Distastful securities convertible or deemed securities (including (X))	Shareholding, as a % assuming full conversion of securities (as convertible or deemed share capital)	Number of Locked In shares		Number of Shares pledged or otherwise encumbered		Number of equity shares held in dematerialised form
								Class eg: X	Class eg: Y	Total			No. (a)	As a % of total Shares held(b)	No. (a)	As a % of total Shares held(b)	
(i)	(ii)	(iii)	(iv)	(v)	(vi)	(vii) = (iv)+(v)+(vi)	(viii) As a % of (A+B+C2)	(ix)			(x) = (vi)/(ix) As a % of (A+B+C2)	(xi)	(xii)	(xiii)	(xiv)		
(A)	Promoter & Promoter Group	7	28501739	0	0	2,85,01,739	100.00%	2,85,01,739	0	0	100.00%	0.00	0	0.0000	2,09,11,676	0.0000	20911676
(B)	Public	0	0	0	0	0	0.00	0	0	0	0.00	0	0.0000	0	0.0000	0	
(C)	Non Promoter - Non Public	0	0	0	0	0	0.00	0	0	0	0.00	0	0.0000	0	0.0000	0	
(C2)	Shares Underlying DRs	0	0	0	0	0	0.00	0	0	0	0.00	0	0.0000	0	0.0000	0	
(C2)	Shares Held By Employee Trust	0	0	0	0	0	0.00	0	0	0	0.00	0	0.0000	0	0.0000	0	
	Total	7	28501739	0	0	28501739	100.00%	28501739	0	0	100.00%	0.00	0	0.0000	2,09,11,676	0.0000	20911676



JSL Lifestyle Limited - Pre Scheme Shareholding Pattern

Table II (I)(a) - Statement showing shareholding pattern of the Promoter and Promoter Group

Category	Category & Name of shareholders	Nos. of shareholders	No. of fully paid up equity shares held	No. of Partly paid-up equity shares held	No. of shares underlying Depository Receipts	Total nos. shares held (IV)+(V)+(VI)	Shareholding as a % of total no. of shares (calculate as per SCRR, 1957) (A+B+C2)	Number of Voting Rights held in each class of securities			Total as a % of (A+B+C)	No. of Outstanding convertible securities (including securities held)	Shareholding, as a % assuming full conversion of securities (as a percentage of diluted share capital) (X)=(VII)+(X) As a % of (A+B+C2)	Number of Locked in shares		Number of Shares pledged or otherwise encumbered	Number of Shares held in		Number of equity shares held in dematerialised form	
								Class eg: X	Class eg: Y	Total				No. (a) As a % of total Shares held(b)	No. (a) As a % of total Shares held(b)		As a % of total Shares held(b)	As a % of total Shares held(b)		
1	Indian	(iii)	(iv)	(v)	(vi)	(vii) = (iv)+(v)+(vi)	(viii) As a % of (A+B+C2)	(ix)			(x)	(xi) = (vii)+(x) As a % of (A+B+C2)	(xii)	(xiii)	(xiv)					
(a)	Individuals / Hindu Undivided Family	3	29,49,024	0	0	29,49,024	10.35	29,49,024	0	29,49,024	10.35	0	0	0	0	0	0	0		
	MRS. DEEPIKA JINDAL	1	29,49,022	0	0	29,49,022	10.35	29,49,022	0	29,49,022	10.35	0	0	0	0	0	0			
	*MR. NRENDER GARG	1	1	0	0	1	0.00	1	0	1	0.00	0	0	0	0	0	0			
	*Mr. PAVAN KUMAR	1	1	0	0	1	0.00	1	0	1	0.00	0	0	0	0	0	0			
	<i>*Nominees of Mrs. Deepika Jindal</i>																			
	(b)	Central Government / State Governments /	0	0	0	0	0	0.00	0	0	0	0.00	0	0.0000	0	0.0000	0	0.0000	0	
	(c)	Financial Institutions / Banks	0	0	0	0	0	0.00	0	0	0	0.00	0	0.0000	0	0.0000	0	0.0000	0	
	(d)	Any Other (Specify) Bodies Corporate	4	2,55,52,715	0	0	2,55,52,715	89.65	2,55,52,715	0	2,55,52,715	89.65	0	0.0000	0	0.0000	2,09,11,676	81.84	2,09,11,676	
		JINDAL STAINLESS (HISAR) LIMITED	1	2,09,11,676	0	0	2,09,11,676	73.37	2,09,11,676	0	2,09,11,676	73.37	0	0.0000	0	0.0000	2,09,11,676	100.00	2,09,11,676	
		PANKAJ CONTINENTAL LIMITED	1	19,69,524	0	0	19,69,524	6.91	19,69,524	0	19,69,524	6.91	0	0.0000	0	0.0000	0	0.0000	0	
	JINDAL STAINLESS STEELWAY LIMITED	1	15,20,000	0	0	15,20,000	5.33	15,20,000	0	15,20,000	5.33	0	0.0000	0	0.0000	0	0.0000	0		
	PACIFIC METALLIC TRADING COMPANY LIMITED	1	11,51,515	0	0	11,51,515	4.04	11,51,515	0	11,51,515	4.04	0	0.0000	0	0.0000	0	0.0000	0		
2	Sub Total (A1)	7	2,85,01,739	-	-	2,85,01,739	100	2,85,01,739	-	2,85,01,739	100	0	100.00	0	0.0000	2,09,11,676	81.84	2,09,11,676		
	Foreign	-	-	-	-	-	-	0	-	-	-	-	-	-	-	-	-	0		
(a)	Individuals (Non-Resident Individuals / Foreign Individuals)	0	0	0	0	0	0.00	0	0	0	0.00	0	0.0000	0	0.0000	0	0.0000	0		
(b)	Government	0	0	0	0	0	0.00	0	0	0	0.00	0	0.0000	0	0.0000	0	0.0000	0		
(c)	Institutions	0	0	0	0	0	0.00	0	0	0	0.00	0	0.0000	0	0.0000	0	0.0000	0		
(d)	Foreign Portfolio Investor	0	0	0	0	0	0.00	0	0	0	0.00	0	0.0000	0	0.0000	0	0.0000	0		
(e)	Any Other (Specify)	0	0	0	0	0	0.00	0	0	0	0.00	0	0.0000	0	0.0000	0	0.0000	0		
	Sub Total (A2)	0	0	0	0	0	0.00	0	0	0	0.00	0	0.0000	0	0.0000	0	0.0000	0		
	Total Shareholding Of Promoter And Promoter Group (A)=(A1)+(A2)	7	2,85,01,739	0	0	2,85,01,739	100.00	2,85,01,739	0	2,85,01,739	100.00	0	0.0000	0	0.0000	2,09,11,676	81.84	2,09,11,676		

Details of Shares which remain unclaimed may be given hear along with details such as number of shareholders, outstanding shares held in demat/unclaimed suspense account, voting rights which are frozen etc.

Note:

(1) PAN would not be displayed on website of Stock Exchange(s)

(2) The term 'Encumbrance' has the same meaning as assigned under regulation 28(3) of SEBI (Substantial Acquisition of Shares and Takeovers) Regulations, 2011.



JSL Lifestyle Limited - Pre Scheme Shareholding Pattern

Table III - Statement showing Shareholding pattern of the Public shareholder

Category	Category & Name of shareholders	Nos. of shares held	No. of fully paid up equity shares held	No. of Partly paid-up equity shares held	No. of shares underlying Depository Receipts	Total nos. shares held (V)+(V)+(V)	Shareholding as a % of Total no. of shares (calculated as per SCRR, 1957) (A+B+C2)	Number of Voting Rights held in each class of securities			No. of Shares Underlying Outstanding convertible securities (including securities share capital)	Shareholding, as a % assuming full conversion of convertible securities (as a percentage of diluted share capital) (X)=(VII)+(X)	Number of Locked in shares		Number of Shares pledged or otherwise encumbered (No. (a))	As a % of total Shares held (b)	Number of equity shares held in dematerialised form
								No of Voting Rights	Class eg: X Class eg: Y Total	% of (A+B+C)			No. (a)	As a % of total Shares held (b)			
1	Institutions																
(a)	Mutual Fund	0	0	0	0	0	0.0000	0	0	0	0	0.0000	0	0.0000	NA	NA	0
(b)	Venture Capital Funds	0	0	0	0	0	0.0000	0	0	0	0	0.0000	0	0.0000	NA	NA	0
(c)	Alternate Investment Funds	0	0	0	0	0	0.0000	0	0	0	0	0.0000	0	0.0000	NA	NA	0
(d)	Foreign Venture Capital Investors	0	0	0	0	0	0.0000	0	0	0	0	0.0000	0	0.0000	NA	NA	0
(e)	Foreign Portfolio Investor	0	0	0	0	0	0.0000	0	0	0	0	0.0000	0	0.0000	NA	NA	0
(f)	Financial Institutions / Banks	0	0	0	0	0	0.0000	0	0	0	0	0.0000	0	0.0000	NA	NA	0
(g)	Insurance Companies	0	0	0	0	0	0.0000	0	0	0	0	0.0000	0	0.0000	NA	NA	0
(h)	Provident Funds/ Pension Funds	0	0	0	0	0	0.0000	0	0	0	0	0.0000	0	0.0000	NA	NA	0
(i)	Any Other (Specify)	0	0	0	0	0	0.0000	0	0	0	0	0.0000	0	0.0000	NA	NA	0
	Sub Total (B)(1)	0	0	0	0	0	0.0000	0	0	0	0	0.0000	0	0.0000	NA	NA	0
	Central Government/ State Government(s)/ President of India	0	0	0	0	0	0.0000	0	0	0	0	0.0000	0	0.0000	NA	NA	0
	Sub Total (B)(2)	0	0	0	0	0	0.0000	0	0	0	0	0.0000	0	0.0000	NA	NA	0
	3 Non-Institutions																
(a)	Individuals	0	0	0	0	0	0.0000	0	0	0	0	0.0000	0	0.0000	NA	NA	0
	i. Individual shareholders holding nominal share capital up to Rs. 2 lakhs.	0	0	0	0	0	0.0000	0	0	0	0	0.0000	0	0.0000	NA	NA	0
	ii. Individual shareholders holding nominal share capital in excess of Rs. 2 lakhs.	0	0	0	0	0	0.0000	0	0	0	0	0.0000	0	0.0000	NA	NA	0
(b)	NBFCs registered with RBI	0	0	0	0	0	0.0000	0	0	0	0	0.0000	0	0.0000	NA	NA	0
(c)	Employee Trusts	0	0	0	0	0	0.0000	0	0	0	0	0.0000	0	0.0000	NA	NA	0
(d)	Overseas Depositor(s) holding DRs) (Balancing figure)	0	0	0	0	0	0.0000	0	0	0	0	0.0000	0	0.0000	NA	NA	0
(e)	Any Other (Specify)	0	0	0	0	0	0.0000	0	0	0	0	0.0000	0	0.0000	NA	NA	0
	IEPF	0	0	0	0	0	0.0000	0	0	0	0	0.0000	0	0.0000	NA	NA	0
	Hindu Undivided Family	0	0	0	0	0	0.0000	0	0	0	0	0.0000	0	0.0000	NA	NA	0
	Foreign Companies	0	0	0	0	0	0.0000	0	0	0	0	0.0000	0	0.0000	NA	NA	0
	Non Resident Indians (Non Repat)	0	0	0	0	0	0.0000	0	0	0	0	0.0000	0	0.0000	NA	NA	0
	Non Resident Indians (Repatriation)	0	0	0	0	0	0.0000	0	0	0	0	0.0000	0	0.0000	NA	NA	0
	Clearing Member	0	0	0	0	0	0.0000	0	0	0	0	0.0000	0	0.0000	NA	NA	0
	Bodies Corporate	0	0	0	0	0	0.0000	0	0	0	0	0.0000	0	0.0000	NA	NA	0
	Sub Total (B)(3)	0	0	0	0	0	0.0000	0	0	0	0	0.0000	0	0.0000	NA	NA	0
	Total Public Shareholding (B) = (B)(1)+(B)(2)+(B)(3)	0	0	0	0	0	0.0000	0	0	0	0	0.0000	0	0.0000	NA	NA	0

Details of the shareholders acting as persons in Concert including their Shareholding (No. and %):

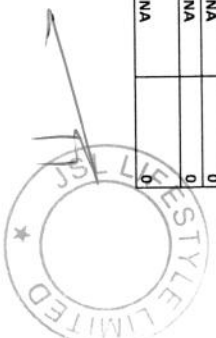
Details of Shares which remain unclaimed may be given hear along with details such as number of shareholders, outstanding shares held in demat/unclaimed suspense account, voting rights which are frozen etc.

Note:

(1) PAN would not be displayed on website of Stock Exchange(s).

(2) The above format needs to be disclosed along with the name of following persons: Institutions/Non Institutions holding more than 1% of total number of shares

(3) W.r.t. the information pertaining to Depository Receipts, the same may be disclosed in the respective columns to the extent information available and the balance to be disclosed as held by custodian.



JSL Lifestyle Limited - Pre Scheme Shareholding Pattern

Table IV - Statement showing shareholding pattern of the Non Promoter- Non Public shareholder


Category	Category & Name of shareholders	Nos. of sharehold ers	No. of fully paid up equity shares held	No. of Partly paid-up equity shares held	No. of underlying Depository Receipts	Total nos. shares held	Sharehold ing as a % of total shares (calculate d as per SCRR, 1957)	Number of Voting Rights held in each class			No. of Shares Underlyin g	Sharehold ing, as a % assuming full conversio n of convertibl e securities (including securities	Number of Locked in		Number of Shares pledged or otherwise encumbered	Number of Shares held in dematerialise d form	
								No of securities	No of Voting Rights	Total as a % of (A+B+C)			No. (a) shares	As a % of total Shares held(b)		No. (a) encumbered	As a % of total Shares held(b)
	(I)	(III)	(IV)	(V)	(VI)	(VII) = (IV)+(V)+(VI)	(VIII) As a % of (A+B+C2)		(IX)		(X)	(XI) = (VII)+(X) As a % of	(XII)		(XIII)		(XIV)
1	Custodian/DR Holder	0	0	0	0	0	0.0000	0	0	0	0	0.0000	0	0.0000	0	0.0000	0
2	Employee Benefit Trust (under SEBI (Share based Employee Benefit) Regulations, 2014)	0	0	0	0	0	0.0000	0	0	0	0	0.0000	0	0.0000	0	0.0000	0
	Total Non-Promoter- Non Public Shareholding (C)= (C1)+(C2)	0	0	0	0	0	0.0000	0	0	0	0	0.0000	0	0.0000	0	0.0000	0

Note:


(1) PAN would not be displayed on website of Stock Exchange(s).

(2) The above format needs to disclose name of all holders holding more than 1% of total number of shares

(3) W.r.t. the information pertaining to Depository Receipts, the same may be disclosed in the respective columns to the extent information available



Since JSL Lifestyle Limited will be wound up post-merger into Jindal Stainless Limited, no post scheme shareholding has been shown.



JSL Lifestyle Limited

CIN NO : U74920HR2003PLC035976

Corporate address : arttd'inox , 296/2, Min West, Revenue Estate, Near Sultanpur Metro Station
(OPP METRO PILLAR NO SP 33), New Delhi - 110047

Tel: +91-11-26805225, Fax: +91-11-26189384, E-mail : mgstore@jindalsteel.com

Registered Office & Works:

(Unit-I) : 48th K.M., Stone Delhi Rohtak Road, Village Rohad, Tehsil Bahadurgarh, Haryana-124507, India

(Unit-II) : Village Patherdi, Bilaspur Tauru Road, Gurgaon, Haryana-122413, India

Website: www.arttdinox.com, www.jsllarc.com

Annexure 6/16/17

Post Scheme of Arrangement


Shareholding Pattern under Regulation 31 of SEBI (Listing Obligations and Disclosure Requirements) Regulations, 2015

(JSL Lifestyle Limited is an unlisted company. Shareholding in format under Regulation 31 of SEBI(Listing Obligations and Disclosure Requirements) Regulations, 2015 for reference.

1	Name of Listed Entity: Jindal Lifestyle Limited
2	Scrip Code/Name of Scrip/Class of Security: NA
3	Share Holding Pattern for the quarter ending 31/12/2020 filed under: NA
a.	If under 31(1)(b) then indicate the report for Quarter ending : NA
b.	If under 31(1)(c) then indicate date of allotment/extinguishment : NA
4	Declaration: The Listed entity is required to submit the following declaration to the extent of submission of information:-

	Particulars	Yes*	No*
1	Whether the Listed Entity has issued any partly paid up shares?		No
2	Whether the Listed Entity has issued any Convertible Securities or Warrants?		No
3	Whether the Listed Entity has any shares against which depository receipts are issued?		No
4	Whether the Listed Entity has any shares in locked-in?		No
5	Whether any shares held by promoters are pledge or otherwise encumbered?	Yes	
6	Whether the listed entity has issued any differential voting rights?		No
7	Whether the listed entity has significant beneficial owner?		No


* If the ~~Listed~~ Entity selects the option 'No' for the questions above, the columns for the partly paid up shares, Outstanding Convertible Securities/Warrants, depository receipts, locked-in shares, No of shares pledged or otherwise encumbered by promoters, as applicable, shall not be displayed at the time of dissemination on the Stock Exchange website. Also wherever there is 'No' declared by ~~Listed~~ Entity in above table the values will be considered as 'Zero' by default on submission of the format of holding of specified securities.



Jindal Lifestyle Limited - Post Scheme Shareholding Pattern

Table 1: Summary Statement holding of specified securities

Category	Category of Shareholder	Number of Shareholders	No. of fully paid up equity shares held	No. of partly paid-up equity shares held	No. of Shares Underlying Depository Receipts	Total no. Shares held (VI) = (IV) + (V) + (VI)	Shareholding as % of total no. of shares (calculated as per SCAR, 1957)		Number of Voting Rights held in each class of securities		No. of Shares Underlying convertible securities (including share capital)	Shareholding, as a % assuming full conversion of convertible securities (as a percentage of diluted share capital)		Number of Locked in shares		Number of Shares pledged or otherwise encumbered	Number of Equity Shares held in dematerialized form
							(VII) As a % of (I+A-C2)	(VIII) As a % of (I+A-C2)	Class no. X	Class no. Y Total		(IX) Total as % of (A+B+C)	(X) As a % of total Shares held (b)	(XI) As a % of total Shares held (b)	(XII) No. (a)		
(A)	Promoter & Promoter Group	2	2850739	0	0	2850739	100.00%	100.00%	2850739	0	0	0	0	0	0	2850739	
(B)	Public	0	0	0	0	0	0.00%	0.00%	0	0	0	0	0	0	0	0	
(C)	Non Promoter - Non Public	0	0	0	0	0	0.00%	0.00%	0	0	0	0	0	0	0	0	
(C1)	Shares Underlying DRs	0	0	0	0	0	0.00%	0.00%	0	0	0	0	0	0	0	0	
(C2)	Shares Held By Employees Trust	0	0	0	0	0	0.00%	0.00%	0	0	0	0	0	0	0	0	
	Total	2	2850739	0	0	2850739	100.00%	100.00%	2850739	0	0	0	0	0	0	2850739	




Jindal Lifestyle Limited - Post Scheme Shareholding Pattern

Table II (I)(a)- Statement showing shareholding pattern of the Promoter and Promoter Group

Category	Category & Name of shareholders	Nos. of shareholders	No. of fully paid up equity shares held	No. of Partly paid-up equity shares held	No. of shares underlying Depository Receipts	Total nos. shares held	Shareholding as a % of total no. of shares (calculated as per SCRR, 1957)	Number of Voting Rights held in each class of securities			No. of Shares Underlying Outstanding convertible securities (including	Shareholding, as a % assuming full conversion of convertible securities (as a percentage of diluted share capital)	Number of Locked in shares		Number of Shares pledged or otherwise encumbered		Number of equity shares held in dematerialised form	
								No of Voting Rights					Total as a % of (A+B+C)	No. (a)	As a % of total Shares held(b)	No. (a)		As a % of total Shares held(b)
								Class eg: X	Class eg: Y	Total								
1	(I)	(III)	(IV)	(V)	(VI)	(VII) = (IV)+(V)+ (VI)	(VIII) As a % of (A+B+C2)	(IX)			(X)	(XI)= (VII)+(X) As a % of (A+B+C2)	(XII)		(XIII)		(XIV)	
	Indian																	
(a)	Individuals / Hindu Undivided Family	3	29,49,024	0	0	29,49,024	10.35	29,49,024	0	29,49,024	10.35	0	10.35	0	0	0	0	0
	MRS. DEEPIKA JINDAL	1	29,49,022	0	0	29,49,022	10.35	29,49,022	0	29,49,022	10.35	0	10.35	0	0	0	0	0
	*MR. NRENDER GARG	1	1	0	0	1	0.00	1	0	1	0.00	0	0.00	0	0	0	0	0
	*Mr. PAWAN KUMAR	1	1	0	0	1	0.00	1	0	1	0.00	0	0.00	0	0	0	0	0
	<i>*Nominees of Mrs. Deepika Jindal</i>																	
(b)	Central Government / State Government(s)	0	0	0	0	0	0.00	0	0	0	0.00	0	0.0000	0	0.0000	0	0.0000	0
(c)	Financial Institutions / Banks	0	0	0	0	0	0.00	0	0	0	0.00	0	0.0000	0	0.0000	0	0.0000	0
(d)	Any Other (Specify)	0	0	0	0	0	0.00	0	0	0	0.00	0	0.0000	0	0.0000	0	0.0000	0
	Bodies Corporate	4	2,55,52,715	0	0	2,55,52,715	89.65	2,55,52,715	0	2,55,52,715	89.65	0	89.65	0	0	2,09,11,676	81.84	2,09,11,676
	JINDAL STAINLESS (HISAR) LIMITED	1	2,09,11,676	0	0	2,09,11,676	73.37	2,09,11,676	0	2,09,11,676	73.37	0	73.37	0	0	2,09,11,676	100.00	2,09,11,676
	PANKAJ CONTINENTAL LIMITED	1	19,69,524	0	0	19,69,524	6.91	19,69,524	0	19,69,524	6.91	0	6.91	0	0	0	0	0
	JINDAL STAINLESS STEELWAY LIMITED	1	15,20,000	0	0	15,20,000	5.33	15,20,000	0	15,20,000	5.33	0	5.33	0	0	0	0	0
	PACIFIC METALLIC TRADING COMPANY LIMITED	1	11,51,515	0	0	11,51,515	4.04	11,51,515	0	11,51,515	4.04	0	4.04	0	0	0	0	0
	Sub Total (A)(1)	7	2,85,01,739	-	-	2,85,01,739	100	2,85,01,739	-	2,85,01,739	100.00	0	100.00	0	0	2,09,11,676	81.84	2,09,11,676
2	Foreign																	
(a)	Individuals (Non-Resident Individuals / Foreign Individuals)	0	0	0	0	0	0.00	0	0	0	0.00	0	0.0000	0	0.0000	0	0.0000	0
(b)	Government	0	0	0	0	0	0.00	0	0	0	0.00	0	0.0000	0	0.0000	0	0.0000	0
(c)	Institutions	0	0	0	0	0	0.00	0	0	0	0.00	0	0.0000	0	0.0000	0	0.0000	0
(d)	Foreign Portfolio Investor	0	0	0	0	0	0.00	0	0	0	0.00	0	0.0000	0	0.0000	0	0.0000	0
(e)	Any Other (Specify)	0	0	0	0	0	0.00	0	0	0	0.00	0	0.0000	0	0.0000	0	0.0000	0
	Sub Total (A)(2)	0	0	0	0	0	0.00	0	0	0	0.00	0	0.0000	0	0.0000	0	0.0000	0
	Total Shareholding Of Promoter And Promoter Group (A)= (A)(1)+(A)(2)	7	2,85,01,739	0	0	2,85,01,739	100.00	2,85,01,739	0	2,85,01,739	100.00	0	100.00	0	0.0000	2,09,11,676	81.84	2,09,11,676

Details of Shares which remain unclaimed may be given hear along with details such as number of shareholders, outstanding shares held in demat/unclaimed suspense account, voting rights which are frozen etc.

- Note:
 (1) PAN would not be displayed on website of Stock Exchange(s)
 (2) The term 'Encumbrance' has the same meaning as assigned under regulation 28(3) of SEBI (Substantial Acquisition of Shares and Takeovers) Regulations, 2011.



Jindal Lifestyle Limited - Post Scheme Shareholding Pattern

Table III - Statement showing shareholding pattern of the Public shareholder

Category	Category & Name of shareholders	Nos. of shareholders	No. of fully paid up equity shares held	No. of Partly paid-up equity shares held	No. of shares underlying Depository Receipts	Total nos. shares held	Shareholding as a % of total no. of shares (calculated as per SCRR, 1957)	Number of Voting Rights held in each class of securities			No. of Shares Underlying Outstanding convertible securities (including	Shareholding as a % assuming full conversion of convertible securities (as a percentage of diluted share capital)	Number of Locked in shares		Number of Shares pledged or otherwise encumbered		Number of equity shares held in dematerialised form	
								No of Voting Rights					Total as a % of (A+B+C)	No. (a)	As a % of total Shares held(b)	No. (a)		As a % of total Shares held(b)
								Class eg: X	Class eg: Y	Total								
	(I)	(II)	(IV)	(V)	(VI)	(VII) = (IV)+(V)+(VI)	(VIII) As a % of (A+B+C2)	(IX)			(X)	(XI) = (VII)+(X) As a % of (A+B+C2)	(XII)		(XIII)	(XIV)		
1	Institutions																	
(a)	Mutual Fund	0	0	0	0	0	0.0000	0	0	0	0.0000	0	0.0000	0	0.0000	NA	NA	0
(b)	Venture Capital Funds	0	0	0	0	0	0.0000	0	0	0	0.0000	0	0.0000	0	0.0000	NA	NA	0
(c)	Alternate Investment Funds	0	0	0	0	0	0.0000	0	0	0	0.0000	0	0.0000	0	0.0000	NA	NA	0
(d)	Foreign Venture Capital Investors	0	0	0	0	0	0.0000	0	0	0	0.0000	0	0.0000	0	0.0000	NA	NA	0
(e)	Foreign Portfolio Investor	0	0	0	0	0	0.0000	0	0	0	0.0000	0	0.0000	0	0.0000	NA	NA	0
(f)	Financial Institutions / Banks	0	0	0	0	0	0.0000	0	0	0	0.0000	0	0.0000	0	0.0000	NA	NA	0
(g)	Insurance Companies	0	0	0	0	0	0.0000	0	0	0	0.0000	0	0.0000	0	0.0000	NA	NA	0
(h)	Provident funds/ Pension Funds	0	0	0	0	0	0.0000	0	0	0	0.0000	0	0.0000	0	0.0000	NA	NA	0
(i)	Any Other (Specify)	0	0	0	0	0	0.0000	0	0	0	0.0000	0	0.0000	0	0.0000	NA	NA	0
	Sub Total (B)(1)	0	0	0	0	0	0.0000	0	0	0	0.0000	0	0.0000	0	0.0000	NA	NA	0
2	Central Government/ State Government(s)/ President of India	0	0	0	0	0	0.0000	0	0	0	0.0000	0	0.0000	0	0.0000	NA	NA	0
	Sub Total (B)(2)	0	0	0	0	0	0.0000	0	0	0	0.0000	0	0.0000	0	0.0000	NA	NA	0
3	Non-Institutions																	
(a)	Individuals	0	0	0	0	0	0.0000	0	0	0	0.0000	0	0.0000	0	0.0000	NA	NA	0
	i. Individual shareholders holding nominal share capital up to Rs. 2 lakhs.	0	0	0	0	0	0.0000	0	0	0	0.0000	0	0.0000	0	0.0000	NA	NA	0
	ii. Individual shareholders holding nominal share capital in excess of Rs. 2 lakhs.	0	0	0	0	0	0.0000	0	0	0	0.0000	0	0.0000	0	0.0000	NA	NA	0
(b)	NBFCs registered with RBI	0	0	0	0	0	0.0000	0	0	0	0.0000	0	0.0000	0	0.0000	NA	NA	0
(c)	Employee Trusts	0	0	0	0	0	0.0000	0	0	0	0.0000	0	0.0000	0	0.0000	NA	NA	0
(d)	Overseas Depositories(holding DRs) (balancing figure)	0	0	0	0	0	0.0000	0	0	0	0.0000	0	0.0000	0	0.0000	NA	NA	0
(e)	Any Other (Specify)	0	0	0	0	0	0.0000	0	0	0	0.0000	0	0.0000	0	0.0000	NA	NA	0
	IEPF	0	0	0	0	0	0.0000	0	0	0	0.0000	0	0.0000	0	0.0000	NA	NA	0
	Hindu Undivided Family	0	0	0	0	0	0.0000	0	0	0	0.0000	0	0.0000	0	0.0000	NA	NA	0
	Foreign Companies	0	0	0	0	0	0.0000	0	0	0	0.0000	0	0.0000	0	0.0000	NA	NA	0
	Non Resident Indians (Non Repat)	0	0	0	0	0	0.0000	0	0	0	0.0000	0	0.0000	0	0.0000	NA	NA	0
	Non Resident Indians (Repat)	0	0	0	0	0	0.0000	0	0	0	0.0000	0	0.0000	0	0.0000	NA	NA	0
	Clearing Member	0	0	0	0	0	0.0000	0	0	0	0.0000	0	0.0000	0	0.0000	NA	NA	0
	Bodies Corporate	0	0	0	0	0	0.0000	0	0	0	0.0000	0	0.0000	0	0.0000	NA	NA	0
	Sub Total (B)(3)	0	0	0	0	0	0.0000	0	0	0	0.00	0	0.00	0	0.0000	NA	NA	0
	Total Public Shareholding (B) = (B)(1)+(B)(2)+(B)(3)	0	0	0	0	0	0.0000	0	0	0	0.00	0	0.00	0	0.0000	NA	NA	0

Details of the shareholders acting as persons in Concert including their Shareholding (No. and %):

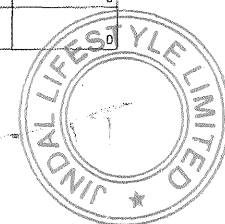
Details of Shares which remain unclaimed may be given hear along with details such as number of shareholders, outstanding shares held in demat/unclaimed suspense account, voting rights which are frozen etc.

Note:

(1) PAN would not be displayed on website of Stock Exchange(s).

(2) The above format needs to be disclosed along with the name of following persons: Institutions/Non Institutions holding more than 1% of total number of shares

(3) W.r.t. the information pertaining to Depository Receipts, the same may be disclosed in the respective columns to the extent information available and the balance to be disclosed as held by custodian.



Jindal Lifestyle Limited - Post Scheme Shareholding Pattern

Table IV - Statement showing shareholding pattern of the Non Promoter- Non Public shareholder


Category	Category & Name of shareholders	Nos. of shareholders	No. of fully paid up equity shares held	No. of Partly paid-up equity shares held	No. of shares underlying Depository Receipts	Total nos. shares held	Shareholding as a % of total no. of shares (calculated as per SCRR, 1957)	Number of Voting Rights held in each class of securities			No. of Shares Underlying Outstanding convertible securities (including	Shareholding, as a % assuming full conversion of convertible securities	Number of Locked in shares		Number of Shares pledged or otherwise encumbered		Number of equity shares held in dematerialised form	
								No of Voting Rights					Total as a % of (A+B+C)	No. (a)	As a % of total Shares held(b)	No. (a)		As a % of total Shares held(b)
								Class eg: X	Class eg: y	Total								
	(I)	(III)	(IV)	(V)	(VI)	(VII) = (IV)+(V)+ (VI)	(VIII) As a % of (A+B+C2)	(IX)			(X)	(XI) = (VII)+(X) As a % of	(XII)		(XIII)		(XIV)	
1	Custodian/DR Holder	0	0	0	0	0	0.0000	0	0	0	0.0000	0	0.0000	0	0.0000	0	0.0000	0
2	Employee Benefit Trust (under SEBI (Share based Employee Benefit) Regulations, 2014)	0	0	0	0	0	0.0000	0	0	0	0.0000	0	0.0000	0	0.0000	0	0.0000	0
	Total Non-Promoter- Non Public Shareholding (C)= (C)(1)+(C)(2)	0	0	0	0	0	0.0000	0	0	0	0.0000	0	0.0000	0	0.0000	0	0.0000	0

Note:

(1) PAN would not be displayed on website of Stock Exchange(s).

(2) The above format needs to disclose name of all holders holding more than 1% of total number of shares

(3) W.r.t. the information pertaining to Depository Receipts, the same may be disclosed in the respective columns to the extent information available



Amended 6/12

Pre Scheme of Arrangement


Shareholding Pattern under Regulation 31 of SEBI (Listing Obligations and Disclosure Requirements) Regulations, 2015

(Jindal Lifestyle Limited is an unlisted company. Shareholding in format under Regulation 31 of SEBI(Listing Obligations and Disclosure Requirements) Regulations, 2015 for reference.

1	Name of Listed Entity: Jindal Lifestyle Limited
2	Scrip Code/Name of Scrip/Class of Security: NA
3	Share Holding Pattern for the quarter ending 31/12/2020 filed under: NA
a.	If under 31(1)(b) then indicate the report for Quarter ending : NA
b.	If under 31(1)(c) then indicate date of allotment/extinguishment : NA
4	Declaration: The Listed entity is required to submit the following declaration to the extent of submission of information:-

Particulars	Yes*	No*
1 Whether the Listed Entity has issued any partly paid up shares?		No
2 Whether the Listed Entity has issued any Convertible Securities or Warrants?		No
3 Whether the Listed Entity has any shares against which depository receipts are issued?		No
4 Whether the Listed Entity has any shares in locked-in?		No
5 Whether any shares held by promoters are pledge or otherwise encumbered?		No
6 Whether the listed entity has issued any differential voting rights?		No
7 Whether the listed entity has significant beneficial owner?		No

* If the ~~Listed~~ Entity selects the option 'No' for the questions above, the columns for the partly paid up shares, Outstanding Convertible Securities/Warrants, depository receipts, locked-in shares, No of shares pledged or otherwise encumbered by promoters, as applicable, shall not be displayed at the time of dissemination on the Stock Exchange website. Also wherever there is 'No' declared by ~~Listed~~ Entity in above table the values will be considered as 'Zero' by default on submission of the format of holding of specified securities.





Jindal Lifestyle Limited - Pre Scheme Shareholding Pattern

Table 1 - Summary Statement holding of specified securities

Category	Category of shareholders	Number of shareholders	No. of fully paid up equity shares held	No. of partly paid up equity shares held	No. of shares acquired in Depository Receipts	Total nos. shares held	Shareholding 20% or more of total nos. of shares (calculated as per SCRR, 1957)	Number of Voting Rights held in each class of securities		No. of Shares Underlying Outstanding convertible securities (including share capital)	Shareholding in each class as a %	Number of listed shares		Number of Shares pledged or otherwise encumbered	Number of equity shares held in dematerialized form
								No. of Voting Rights	(Total as a % of (A+B+C))			(A) As a % of total Shares held	(B) As a % of total Shares held		
(I)	(II)	(III)	(IV)	(V)	(VI)	(VII) = (IV) + (V) + (VI)	(VIII) = a % of (A+B+C)	(IX)	(X)	(XI)	(XII) = (XI) + (XII)	(XIII)	(XIV)	(XV)	(XVI)
(A)	Promoter & Founder Group	7	10000	0	0	10000	100%	10000	100%	0	0	0	0	0	0
(B)	Public	0	0	0	0	0	0.00%	0	0.00%	0	0	0	0	0	0
(C)	Non Promoter - Mr. Rishi	0	0	0	0	0	0.00%	0	0.00%	0	0	0	0	0	0
(D)	Share Underlying DRs	0	0	0	0	0	0.00%	0	0.00%	0	0	0	0	0	0
(E)	Share Held By Employee Trust	0	0	0	0	0	0.00%	0	0.00%	0	0	0	0	0	0
(F)	Total	7	10000	0	0	10000	100%	10000	100%	0	0	0	0	0	0

Jindal Lifestyle Limited - Pre Scheme Shareholding Pattern

Table II (I)(a)- Statement showing shareholding pattern of the Promoter and Promoter Group


Category	Category & Name of shareholders	Nos. of shareholders	No. of fully paid up equity shares held	No. of Partly paid-up equity shares held	No. of shares underlying Depository Receipts	Total nos. shares held	Shareholding as a % of total no. of shares (calculated as per SCRR, 1957)	Number of Voting Rights held in each class of securities			No. of Shares Underlying Outstanding convertible securities (including	Shareholding, as a % assuming full conversion of convertible securities (as a percentage of diluted share capital)	Number of Locked in shares		Number of Shares pledged or otherwise encumbered		Number of equity shares held in dematerialised form	
								No of Voting Rights					Total as a % of (A+B+C)	No. (a)	As a % of total Shares held(b)	No. (a)		As a % of total Shares held(b)
								Class eg: X	Class eg: y	Total								
	(I)	(III)	(IV)	(V)	(VI)	(VII) = (IV)+(V)+(VI)	(VIII) As a % of (A+B+C2)	(IX)			(X)	(XI) = (VII)+(X) As a % of (A+B+C2)	(XII)	(XIII)	(XIV)			
1	Indian																	
(a)	Individuals / Hindu Undivided Family	6	6	0	0	6	6.00%	6	0	6	6%	0	6%	0	0	0	0	
	Deepika Jindal	1	1	0	0	1	1.00%	1	0	1	1%	0	1%	0	0	0	0	
	Vikay Kumar Sharma	1	1	0	0	1	1.00%	1	0	1	1%	0	1%	0	0	0	0	
	Mr. Nrender Garg	1	1	0	0	1	1.00%	1	0	1	1%	0	1%	0	0	0	0	
	Mr. Dharendra Bhadur Singh	1	1	0	0	1	1.00%	1	0	1	1%	0	1%	0	0	0	0	
	Mr. Bhartendu Harit	1	1	0	0	1	1.00%	1	0	1	1%	0	1%	0	0	0	0	
	Mr Ajay Jain	1	1	0	0	1	1.00%	1	0	1	1%	0	1%	0	0	0	0	
(b)	Central Government / State Government(s)	0	0	0	0	0	0.00	0	0	0	0.00	0	0.0000	0	0.0000	0	0.0000	
(c)	Financial Institutions / Banks	0	0	0	0	0	0.00	0	0	0	0.00	0	0.0000	0	0.0000	0	0.0000	
(d)	Any Other (Specify)	0	0	0	0	0	0.00	0	0	0	0.00	0	0.0000	0	0.0000	0	0.0000	
	Bodies Corporate	1	9994	0	0	9994	99.94											
	JSL Lifestyle Limited	1	9994	0	0	9994	99.94	9994	0	9994	99.94	0	99.94	0	0	0	0	
	Sub Total (A)(1)	7	10000	0	0	10000	100.000	10000	0	10000	100.00	0	100.00	0	0.0000	0	0.0000	
2	Foreign																	
(a)	Individuals (Non-Resident Individuals / Foreign Individuals)	0	0	0	0	0	0.00	0	0	0	0.00	0	0.0000	0	0.0000	0	0.0000	
(b)	Government	0	0	0	0	0	0.00	0	0	0	0.00	0	0.0000	0	0.0000	0	0.0000	
(c)	Institutions	0	0	0	0	0	0.00	0	0	0	0.00	0	0.0000	0	0.0000	0	0.0000	
(d)	Foreign Portfolio Investor	0	0	0	0	0	0.00	0	0	0	0.00	0	0.0000	0	0.0000	0	0.0000	
(e)	Any Other (Specify)	0	0	0	0	0	0.00	0	0	0	0.00	0	0.0000	0	0.0000	0	0.0000	
	Sub Total (A)(2)	0	0	0	0	0	0.00	0	0	0	0.00	0	0.0000	0	0.0000	0	0.0000	
	Total Shareholding Of Promoter And Promoter Group (A)= (A)(1)+(A)(2)	7	10000	0	0	10000	100.00	10000	0	10000	100.00	0	100.00	0	0.0000	0	0.0000	

Details of Shares which remain unclaimed may be given hear along with details such as number of shareholders, outstanding shares held in demat/unclaimed suspense account, voting rights which are frozen etc.

Note:

(1) PAN would not be displayed on website of Stock Exchange(s)

(2) The term 'Encumbrance' has the same meaning as assigned under regulation 28(3) of SEBI (Substantial Acquisition of Shares and Takeovers) Regulations, 2011.





Jindal Lifestyle Limited - Pre Scheme Shareholding Pattern
Table II - Statement showing shareholding pattern of the Public shareholder

Category	Category & Name of shareholders	Nos. of shareholders	No. of fully paid up equity shares held	No. of Partly paid-up equity shares held	No. of shares underlying Depository Receipts	Total nos. shares held (VII) = (V)+(VI)	Shareholding as a % of total no. of shares (calculated as per SCRR, 1957)	Number of Voting Rights held in each class of securities		No. of Shares Underlying Outstanding convertible securities (as a percentage of diluted securities share capital) (X)	Shareholding as a % assuming full conversion of convertible securities (as a percentage of diluted securities share capital) (XI) = (VII)+(X)	Number of Locked in Shares		Number of Shares pledged or otherwise encumbered	As a % of total Shares held(b)	Number of equity shares held in dematerialised form	
								No. of Voting Rights	Class eg. X Class eg. Y Total			No. (a)	As a % of total Shares held(b)				
(a)	(b)	(c)	(d)	(e)	(f)	(g)	(h)	(i)	(j)	(k)	(l)	(m)	(n)	(o)	(p)	(q)	
1	Institutions																
(a)	Mutual Fund	0	0	0	0	0	0.0000	0	0	0	0.0000	0	0.0000	NA	NA	0	
(b)	Venture Capital Funds	0	0	0	0	0	0.0000	0	0	0	0.0000	0	0.0000	NA	NA	0	
(c)	Alternate Investment Funds	0	0	0	0	0	0.0000	0	0	0	0.0000	0	0.0000	NA	NA	0	
(d)	Foreign Venture Capital Investors	0	0	0	0	0	0.0000	0	0	0	0.0000	0	0.0000	NA	NA	0	
(e)	Foreign Portfolio Investor	0	0	0	0	0	0.0000	0	0	0	0.0000	0	0.0000	NA	NA	0	
(f)	Financial Institutions / Banks	0	0	0	0	0	0.0000	0	0	0	0.0000	0	0.0000	NA	NA	0	
(g)	Insurance Companies	0	0	0	0	0	0.0000	0	0	0	0.0000	0	0.0000	NA	NA	0	
(h)	Provident Funds/ Pension Funds	0	0	0	0	0	0.0000	0	0	0	0.0000	0	0.0000	NA	NA	0	
(i)	Any Other (Specify)	0	0	0	0	0	0.0000	0	0	0	0.0000	0	0.0000	NA	NA	0	
	Sub Total (B)(1)	0	0	0	0	0	0.0000	0	0	0	0.0000	0	0.0000	NA	NA	0	
	Government(s)/ State Central Government/ State Government(s)/ President of India	0	0	0	0	0	0.0000	0	0	0	0.0000	0	0.0000	NA	NA	0	
2	Individuals																
(a)	Individuals holding nominal share capital up to Rs. 2 lakhs.	0	0	0	0	0	0.0000	0	0	0	0.0000	0	0.0000	NA	NA	0	
(b)	Individual shareholders holding nominal share capital in excess of Rs. 2 lakhs.	0	0	0	0	0	0.0000	0	0	0	0.0000	0	0.0000	NA	NA	0	
(c)	NBFCs registered with RBI	0	0	0	0	0	0.0000	0	0	0	0.0000	0	0.0000	NA	NA	0	
(d)	Employee Trusts	0	0	0	0	0	0.0000	0	0	0	0.0000	0	0.0000	NA	NA	0	
(e)	Overseas Depositories(holding DRs) (balancing figure)	0	0	0	0	0	0.0000	0	0	0	0.0000	0	0.0000	NA	NA	0	
(f)	Any Other (Specify)	0	0	0	0	0	0.0000	0	0	0	0.0000	0	0.0000	NA	NA	0	
(g)	Hindu Undivided Family	0	0	0	0	0	0.0000	0	0	0	0.0000	0	0.0000	NA	NA	0	
(h)	Foreign Companies	0	0	0	0	0	0.0000	0	0	0	0.0000	0	0.0000	NA	NA	0	
(i)	Non Resident Indians (Non Repeat)	0	0	0	0	0	0.0000	0	0	0	0.0000	0	0.0000	NA	NA	0	
(j)	Non Resident Indians (Repeat)	0	0	0	0	0	0.0000	0	0	0	0.0000	0	0.0000	NA	NA	0	
(k)	Clearing Member	0	0	0	0	0	0.0000	0	0	0	0.0000	0	0.0000	NA	NA	0	
(l)	Body Corporate	0	0	0	0	0	0.0000	0	0	0	0.0000	0	0.0000	NA	NA	0	
(m)	Sub Total (B)(3)	0	0	0	0	0	0.0000	0	0	0	0.0000	0	0.0000	NA	NA	0	
	Total Public Shareholding (B) = (B)(1)+(B)(2)+(B)(3)	0	0	0	0	0	0.0000	0	0	0	0.0000	0	0.0000	NA	NA	0	

Details of the shareholders acting as persons in Concert including their Shareholding (No. and %)
 Details of Shares which remain unclaimed may be given here along with details such as number of shareholders, outstanding shares held in demat/unclaimed suspense account, voting rights which are frozen etc.
 Note:
 (1) PA's would not be displayed on website of Stock Exchange(s).
 (2) The above format needs to be disclosed along with the name of following persons: Institutions/Non Institutions holding more than 1% of total number of shares
 (3) W.r.t. the information pertaining to Depository Receipts, the same may be disclosed in the respective columns to the extent information available and the balances to be disclosed as held by custodian.

Jindal Lifestyle Limited - Pre Scheme Shareholding Pattern

Table IV - Statement showing shareholding pattern of the Non Promoter- Non Public shareholder


Category	Category & Name of shareholders	Nos. of shareholders	No. of fully paid up equity shares held	No. of Partly paid-up equity shares held	No. of shares underlying Depository Receipts	Total nos. shares held	Shareholding as a % of total no. of shares (calculated as per SCRR, 1957)	Number of Voting Rights held in each class of securities			No. of Shares Underlying & Outstanding convertible securities (including	Shareholding, as a % assuming full conversion of convertible securities	Number of Locked in shares		Number of Shares pledged or otherwise encumbered		Number of equity shares held in dematerialised form	
								No of Voting Rights		Total as a % of (A+B+C)			No. (a)	As a % of total Shares held (b)	No. (a)	As a % of total Shares held (b)		
								Class eg: X	Class eg: y									Total
	(I)	(II)	(IV)	(V)	(VI)	(VII) = (IV)+(V)+ (VI)	(VIII) As a % of (A+B+C2)	(IX)			(X)	(XI)= (VII)+(X) As a % of	(XII)		(XIII)		(XIV)	
1	Custodian/DR Holder	0	0	0	0	0	0.0000	0	0	0	0.0000	0	0.0000	0	0.0000	0	0.0000	0
2	Employee Benefit Trust (under SEBI (Share based Employee Benefit) Regulations, 2014)	0	0	0	0	0	0.0000	0	0	0	0.0000	0	0.0000	0	0.0000	0	0.0000	0
	Total Non-Promoter- Non Public Shareholding (C)= (C){1}+(C){2}	0	0	0	0	0	0.0000	0	0	0	0.0000	0	0.0000	0	0.0000	0	0.0000	0

Note:

(1) PAN would not be displayed on website of Stock Exchange(s).

(2) The above format needs to disclose name of all holders holding more than 1% of total number of shares

(3) W.r.t. the information pertaining to Depository Receipts, the same may be disclosed in the respective columns to the extent information available



Pre Scheme of Arrangement


Shareholding Pattern under Regulation 31 of SEBI (Listing Obligations and Disclosure Requirements) Regulations, 2015

(Jindal Media Limited is an unlisted company. Shareholding in format under Regulation 31 of SEBI(Listing Obligations and Disclosure Requirements) Regulations, 2015 for reference.

1	Name of Listed Entity: JSL Media Limited	
2	Scrip Code/Name of Scrip/Class of Security: NA	
3	Share Holding Pattern for the quarter ending 31/12/2020 filed under: NA	
	a.	If under 31(1)(b) then indicate the report for Quarter ending : NA
	b.	If under 31(1)(c) then indicate date of allotment/extinguishment : NA
4	Declaration: The Listed entity is required to submit the following declaration to the extent of submission of information:-	

	Particulars	Yes*	No*
1	Whether the Listed Entity has issued any partly paid up shares?		No
2	Whether the Listed Entity has issued any Convertible Securities or Warrants?		No
3	Whether the Listed Entity has any shares against which depository receipts are issued?		No
4	Whether the Listed Entity has any shares in locked-in?		No
5	Whether any shares held by promoters are pledge or otherwise encumbered?		No
6	Whether the listed entity has issued any differential voting rights?		No
7	Whether the listed entity has significant beneficial owner?		No


* If the ~~Listed~~ Entity selects the option 'No' for the questions above, the columns for the partly paid up shares, Outstanding Convertible Securities/Warrants, depository receipts, locked-in shares, No of shares pledged or otherwise encumbered by promoters, as applicable, shall not be displayed at the time of dissemination on the Stock Exchange website. Also wherever there is 'No' declared by ~~Listed~~ Entity in above table the values will be considered as 'Zero' by default on submission of the format of holding of specified securities.



JSL Media Limited - Pre Scheme Shareholding Pattern

Table I - Summary Statement holding of specified securities

Category	Category of shareholder	Number of shareholders	No. of fully paid up equity shares held	No. of Partly paid-up equity shares held	No. of shares underlying Depository Receipts	Total nos. shares held	Shareholding as a % of total no. of shares (calculated as per SCRR, 1957)	Number of Voting Rights held in each class of securities			No. of Shares Underlying & Outstanding convertible securities (including	Shareholding as a % assuming full conversion of convertible securities (as a percentage of diluted share capital)	Number of Locked in shares		Number of Shares pledged or otherwise encumbered		Number of equity shares held in dematerialised form	
								No of Voting Rights					Total as a % of (A+B+C)	No. (a)	As a % of total Shares held(b)	No. (a)		As a % of total Shares held(b)
								Class eg: X	Class eg: y	Total								
(I)	(II)	(III)	(IV)	(V)	(VI)	(VII) = (IV)+(V)+(VI)	(VIII) As a % of (A+B+C2)	(IX)			(X)	(XI) = (VII)+(X) As a % of (A+B+C2)	(XII)		(XIII)		(XIV)	
(A)	Promoter & Promoter Group	7	50000			50000	100%	50000	0	50000	100%	0	100%	0	0.0000	0	0.0000	0
(B)	Public	0	0	0	0	0	0.00	0	0	0	0.00	0	0.00	0	0.0000	0	0.0000	0
(C)	Non Promoter - Non Public				0	0												
(C1)	Shares Underlying DRs	0	0	0	0	0	0.00	0	0	0	0.00	0	0.00	0	0.0000	0	0.0000	0
(C2)	Shares Held By Employee Trust	0	0	0	0	0	0.00	0	0	0	0.00	0	0.00	0	0.0000	0	0.0000	0
	Total	7	50000	0	0	50000	1.00	50000	0	50000	100%	0	100%	0	0.0000	0	0.0000	0



JSL Media Limited - Pre Scheme Shareholding Pattern
Table II (I)(a)- Statement showing shareholding pattern of the Promoter and Promoter Group


Category	Category & Name of shareholders	Nos. of shareholders	No. of fully paid up equity shares held	No. of Partly paid-up equity shares held	No. of shares underlying Depository Receipts	Total nos. shares held	Shareholding as a % of total no. of shares (calculated as per SCRR, 1957)	Number of Voting Rights held in each class of securities			No. of Shares Underlying & Outstanding convertible securities (including	Shareholding, as a % assuming full conversion of convertible securities (as a percentage of diluted share capital)	Number of Locked in shares		Number of Shares pledged or otherwise encumbered		Number of equity shares held in dematerialised form	
								No of Voting Rights					Total as a % of (A+B+C)	No. (a)	As a % of total Shares held(b)	No. (a)		As a % of total Shares held(b)
								Class eg: X	Class eg: y	Total								
	(I)	(III)	(IV)	(V)	(VI)	(VII) = (IV)+(V)+ (VI)	(VIII) As a % of (A+B+C2)	(IX)			(X)	(XI)= (VII)+(X) As a % of (A+B+C2)	(XII)		(XIII)		(XIV)	
1	Indian																	
(a)	Individuals / Hindu Undivided Family	6	50	0	0	50	0.100	50	0	50	0.100	0	0.10	0	0	0	0	0
	*Pawan Kumar	1	5	0	0	5	0.010	5	0	5	0.010	0	0.01	0	0	0	0	0
	*Bhartendu Harit	1	5	0	0	5	0.010	5	0	5	0.010	0	0.01	0	0	0	0	0
	*Mr. Satya Pal	1	10	0	0	10	0.020	10	0	10	0.020	0	0.02	0	0	0	0	0
	*Mr. Rakesh Khandelwal	1	10	0	0	10	0.020	10	0	10	0.020	0	0.02	0	0	0	0	0
	*Mr. Ajay Goyal	1	10	0	0	10	0.020	10	0	10	0.020	0	0.02	0	0	0	0	0
	*Mr. Rajesh Garg	1	10	0	0	10	0.020	10	0	10	0.020	0	0.02	0	0	0	0	0
(b)	Central Government / State Government(s)	0	0	0	0	0	0.00	0	0	0	0.00	0	0.0000	0	0.0000	0	0.0000	0
(c)	Financial Institutions / Banks	0	0	0	0	0	0.00	0	0	0	0.00	0	0.0000	0	0.0000	0	0.0000	0
(d)	Any Other (Specify)	0	0	0	0	0	0.00	0	0	0	0.00	0	0.0000	0	0.0000	0	0.0000	0
	Bodies Corporate	1	49950	0	0	49950	99.90	49950	0	49950	99.90	0	99.90	0	0	0	0	0
	Jindal Stainless (Hisar) Limited	1	49950	0	0	49950	99.90	49950	0	49950	99.90	0	99.90	0	0	0	0	0
	Sub Total (A)(1)	7	50000	0	0	50000	100.000	50000	0	50000	100.00	0	100.00	0	0.0000	0	0.0000	0
2	Foreign							0										0
(a)	Individuals (Non-Resident Individuals / Foreign Individuals)	0	0	0	0	0	0.00	0	0	0	0.00	0	0.0000	0	0.0000	0	0.0000	0
(b)	Government	0	0	0	0	0	0.00	0	0	0	0.00	0	0.0000	0	0.0000	0	0.0000	0
(c)	Institutions	0	0	0	0	0	0.00	0	0	0	0.00	0	0.0000	0	0.0000	0	0.0000	0
(d)	Foreign Portfolio Investor	0	0	0	0	0	0.00	0	0	0	0.00	0	0.0000	0	0.0000	0	0.0000	0
(e)	Any Other (Specify)	0	0	0	0	0	0.00	0	0	0	0.00	0	0.0000	0	0.0000	0	0.0000	0
	Sub Total (A)(2)	0	0	0	0	0	0.00	0	0	0	0.00	0	0.0000	0	0.0000	0	0.0000	0
	Total Shareholding Of Promoter And Promoter Group (A)= (A)(1)+(A)(2)	7	50000	0	0	50000	100.00	50000	0	50000	100.00	0	100.00	0	0.0000	0	0.0000	0

Details of Shares which remain unclaimed may be given hear along with details such as number of shareholders, outstanding shares held in demat/unclaimed suspense account, voting rights which are frozen etc.

Note:

(1) PAN would not be displayed on website of Stock Exchange(s)

(2) The term 'Encumbrance' has the same meaning as assigned under regulation 28(3) of SEBI (Substantial Acquisition of Shares and Takeovers) Regulations, 2011.



JSL Media Limited - Pre Scheme Shareholding Pattern

Table III - Statement showing shareholding pattern of the Public shareholder

Category	Category & Name of shareholders	Nos. of shareholders	No. of fully paid up equity shares held	No. of Partly paid-up equity shares held	No. of shares underlying Depository Receipts	Total nos. shares held	Shareholding as a % of total no. of shares (calculated as per SCRR, 1957)	Number of Voting Rights held in each class of securities			No. of Shares Underlying Outstanding convertible securities (including	Shareholding, as a % assuming full conversion of convertible securities (as a percentage of diluted share capital)	Number of Locked in shares		Number of Shares pledged or otherwise encumbered		Number of equity shares held in dematerialised form	
								No of Voting Rights					Total as a % of (A+B+C)	No. (a)	As a % of total Shares held(b)	No. (a)		As a % of total Shares held(b)
								Class eg: X	Class eg: y	Total								
	(I)	(III)	(IV)	(V)	(VI)	(VII) = (IV)+(V)+ (VI)	(VIII) As a % of (A+B+C2)	(IX)			(X)	(XI)= (VII)+(X) As a % of (A+B+C2)	(XII)		(XIII)	(XIV)		
1	Institutions	0	0	0	0	0	0.0000	0	0	0	0.0000	0	0.0000	0	0.0000	NA	NA	0
(a)	Mutual Fund	0	0	0	0	0	0.0000	0	0	0	0.0000	0	0.0000	0	0.0000	NA	NA	0
(b)	Venture Capital Funds	0	0	0	0	0	0.0000	0	0	0	0.0000	0	0.0000	0	0.0000	NA	NA	0
(c)	Alternate Investment Funds	0	0	0	0	0	0.0000	0	0	0	0.0000	0	0.0000	0	0.0000	NA	NA	0
(d)	Foreign Venture Capital Investors	0	0	0	0	0	0.0000	0	0	0	0.0000	0	0.0000	0	0.0000	NA	NA	0
(e)	Foreign Portfolio investor	0	0	0	0	0	0.0000	0	0	0	0.0000	0	0.0000	0	0.0000	NA	NA	0
(f)	Financial Institutions / Banks	0	0	0	0	0	0.0000	0	0	0	0.0000	0	0.0000	0	0.0000	NA	NA	0
(g)	Insurance Companies	0	0	0	0	0	0.0000	0	0	0	0.0000	0	0.0000	0	0.0000	NA	NA	0
(h)	Provident Funds/ Pension Funds	0	0	0	0	0	0.0000	0	0	0	0.0000	0	0.0000	0	0.0000	NA	NA	0
(i)	Any Other (Specify)	0	0	0	0	0	0.0000	0	0	0	0.0000	0	0.0000	0	0.0000	NA	NA	0
	Sub Total (B)(1)	0	0	0	0	0	0.0000	0	0	0	0.0000	0	0.0000	0	0.0000	NA	NA	0
2	Central Government/ State Government(s)/ President of India	0	0	0	0	0	0.0000	0	0	0	0.0000	0	0.0000	0	0.0000	NA	NA	0
	Sub Total (B)(2)	0	0	0	0	0	0.0000	0	0	0	0.0000	0	0.0000	0	0.0000	NA	NA	0
3	Non-Institutions	0	0	0	0	0	0.0000	0	0	0	0.0000	0	0.0000	0	0.0000	NA	NA	0
(a)	Individuals	0	0	0	0	0	0.0000	0	0	0	0.0000	0	0.0000	0	0.0000	NA	NA	0
	i. Individual shareholders holding nominal share capital up to Rs. 2 lakhs.	0	0	0	0	0	0.0000	0	0	0	0.0000	0	0.0000	0	0.0000	NA	NA	0
	ii. Individual shareholders holding nominal share capital in excess of Rs. 2 lakhs.	0	0	0	0	0	0.0000	0	0	0	0.0000	0	0.0000	0	0.0000	NA	NA	0
(b)	NBFCs registered with RBI	0	0	0	0	0	0.0000	0	0	0	0.0000	0	0.0000	0	0.0000	NA	NA	0
(c)	Employee Trusts	0	0	0	0	0	0.0000	0	0	0	0.0000	0	0.0000	0	0.0000	NA	NA	0
(d)	Overseas Depositories(holding DRs) (balancing figure)	0	0	0	0	0	0.0000	0	0	0	0.0000	0	0.0000	0	0.0000	NA	NA	0
(e)	Any Other (Specify)	0	0	0	0	0	0.0000	0	0	0	0.0000	0	0.0000	0	0.0000	NA	NA	0
	IEPF	0	0	0	0	0	0.0000	0	0	0	0.0000	0	0.0000	0	0.0000	NA	NA	0
	Hindu Undivided Family	0	0	0	0	0	0.0000	0	0	0	0.0000	0	0.0000	0	0.0000	NA	NA	0
	Foreign Companies	0	0	0	0	0	0.0000	0	0	0	0.0000	0	0.0000	0	0.0000	NA	NA	0
	Non Resident Indians (Non Repat)	0	0	0	0	0	0.0000	0	0	0	0.0000	0	0.0000	0	0.0000	NA	NA	0
	Non Resident Indians (Repat)	0	0	0	0	0	0.0000	0	0	0	0.0000	0	0.0000	0	0.0000	NA	NA	0
	Clearing Member	0	0	0	0	0	0.0000	0	0	0	0.0000	0	0.0000	0	0.0000	NA	NA	0
	Bodies Corporate	0	0	0	0	0	0.0000	0	0	0	0.0000	0	0.0000	0	0.0000	NA	NA	0
	Sub Total (B)(3)	0	0	0	0	0	0.0000	0	0	0	0.0000	0	0.0000	0	0.0000	NA	NA	0
	Total Public Shareholding (B)= (B)(1)+(B)(2)+(B)(3)	0	0	0	0	0	0.0000	0	0	0	0.0000	0	0.0000	0	0.0000	NA	NA	0

Details of the shareholders acting as persons in Concert including their Shareholding (No. and %):


Details of Shares which remain unclaimed may be given hear along with details such as number of shareholders, outstanding shares held in demat/unclaimed suspense account, voting rights which are frozen etc.

Note:

(1) PAN would not be displayed on website of Stock Exchange(s).

(2) The above format needs to be disclosed along with the name of following persons:Institutions/Non Institutions holding more than 1% of total number of shares

(3) W.r.t. the information pertaining to Depository Receipts, the same may be disclosed in the respective columns to the extent information available and the balance to be disclosed as held by custodian.




JSL Media Limited - Pre Scheme Shareholding Pattern
Table IV - Statement showing shareholding pattern of the Non Promoter- Non Public shareholder

Category	Category & Name of shareholders	Nos. of shareholders	No. of fully paid up equity shares held	No. of Partly paid-up equity shares held	No. of shares underlying Depository Receipts	Total nos. shares held	Shareholding as a % of total no. of shares (calculated as per SCRR, 1957)	Number of Voting Rights held in each class of securities				No. of Shares Underlying Outstanding convertible securities (including	Shareholding, as a % assuming full conversion of convertible securities (as a % of	Number of Locked in shares		Number of Shares pledged or otherwise encumbered		Number of equity shares held in dematerialised form
								No of Voting Rights			Total as a % of (A+B+C)			No. (a)	As a % of total Shares held(b)	No. (a)	As a % of total Shares held(b)	
								Class eg: X	Class eg: y	Total								
	(I)	(III)	(IV)	(V)	(VI)	(VII) = (IV)+(V)+ (VI)	(VIII) As a % of (A+B+C2)	(IX)				(X)	(XI)= (VII)+(X) As a % of	(XII)		(XIII)		(XIV)
1	Custodian/DR Holder	0	0	0	0	0	0.0000	0	0	0	0.0000	0	0.0000	0	0.0000	0	0.0000	0
2	Employee Benefit Trust (under SEBI (Share based Employee Benefit) Regulations, 2014)	0	0	0	0	0	0.0000	0	0	0	0.0000	0	0.0000	0	0.0000	0	0.0000	0
	Total Non-Promoter- Non Public Shareholding (C)= (C)(1)+(C)(2)	0	0	0	0	0	0.0000	0	0	0	0.0000	0	0.0000	0	0.0000	0	0.0000	0

Note:

- (1) PAN would not be displayed on website of Stock Exchange(s).
- (2) The above format needs to disclose name of all holders holding more than 1% of total number of shares
- (3) W.r.t. the information pertaining to Depository Receipts, the same may be disclosed in the respective columns to the extent information available



JSL MEDIA LIMITED


(CIN: U70102HR2007PLC091299)

Regd. Office: JSL Complex, O. P. Jindal Marg, Hisar - 125005


Phone No.: 01662-222471; E-Mail- Jslmediamca@gmail.com

Since JSL Media Limited will be wound up post-merger into Jindal Stainless Limited, no post scheme shareholding has been shown.

For JSL Media Limited



Navneet Raghuvanshi
Authorised Signatory



Pre Scheme of Arrangement


Shareholding Pattern under Regulation 31 of SEBI (Listing Obligations and Disclosure Requirements) Regulations, 2015

(Jindal Stainless Corporate Management Services Private Limited is an unlisted company. Shareholding in format under Regulation 31 of SEBI(Listing Obligations and Disclosure Requirements) Regulations, 2015 for reference.

1	Name of Listed Entity: Jindal Stainless Corporate Management Services Private Limited	
2	Scrip Code/Name of Scrip/Class of Security: NA	
3	Share Holding Pattern for the quarter ending 31/12/2020 filed under: NA	
	a.	If under 31(1)(b) then indicate the report for Quarter ending : NA
	b.	If under 31(1)(c) then indicate date of allotment/extinguishment : NA
4	Declaration: The Listed entity is required to submit the following declaration to the extent of submission of information:-	

Particulars	Yes*	No*
1 Whether the Listed Entity has issued any partly paid up shares?		No
2 Whether the Listed Entity has issued any Convertible Securities or Warrants?		No
3 Whether the Listed Entity has any shares against which depository receipts are issued?		No
4 Whether the Listed Entity has any shares in locked-in?		No
5 Whether any shares held by promoters are pledge or otherwise encumbered?		No
6 Whether the listed entity has issued any differential voting rights?		No
7 Whether the listed entity has significant beneficial owner?		No

* If the Listed Entity selects the option 'No' for the questions above, the columns for the partly paid up shares, Outstanding Convertible Securities/Warrants, depository receipts, locked-in shares, No of shares pledged or otherwise encumbered by promoters, as applicable, shall not be displayed at the time of dissemination on the Stock Exchange website. Also wherever there is 'No' declared by Listed Entity in above table the values will be considered as 'Zero' by default on submission of the format of holding of specified securities.



Jindal Stainless Corporate Management Services Private Limited - Pre Scheme Shareholding Pattern

Table I - Summary Statement holding of specified securities

Category	Category of shareholder	Number of shareholders	No. of fully paid up equity shares held	No. of Partly paid-up equity shares held	No. of shares underlying Depository Receipts	Total nos. shares held	Shareholding as a % of total no. of shares (calculated as per SCRR, 1957)	Number of Voting Rights held in each class of securities				No. of Shares Underlying & Outstanding convertible securities (including	Shareholding as a % assuming full conversion of convertible securities (as a percentage of diluted share capital)	Number of Locked in shares		Number of Shares pledged or otherwise encumbered		Number of equity shares held in dematerialised form
								No of Voting Rights			Total as a % of (A+B+C)			No. (a)	As a % of total Shares held(b)	No. (a)	As a % of total Shares held(b)	
								Class eg: X	Class eg: Y	Total								
(i)	(ii)	(iii)	(iv)	(v)	(vi)	(vii) = (iv)+(v)+(vi)	(viii) As a % of (A+B+C2)	(ix)				(x)	(xi) = (vii)+(x) As a % of (A+B+C2)	(xii)		(xiii)		(xiv)
(A)	Promoter & Promoter Group	2	10000	0	0	10000	100%	10000	0	10000	100%	0	100%	0	0.0000	0	0.0000	0
(B)	Public	0	0	0	0	0	0.00	0	0	0	0.00	0	0.00	0	0.0000	0	0.0000	0
(C)	Non Promoter - Non Public							0	0	0	0.00	0	0.00	0	0.0000	0	0.0000	0
(C1)	Shares Underlying DRs	0	0	0	0	0	0.00	0	0	0	0.00	0	0.00	0	0.0000	0	0.0000	0
(C2)	Shares Held By Employee Trust	0	0	0	0	0	0.00	0	0	0	0.00	0	0.00	0	0.0000	0	0.0000	0
	Total	2	10000	0	0	10000	100%	10000	0	0	100%	0	100%	0	0.0000	0	0.0000	0



Jindal Stainless Corporate Management Services Private Limited - Pre Scheme Shareholding Pattern
Table II (I)(a)- Statement showing shareholding pattern of the Promoter and Promoter Group

Category	Category & Name of shareholders	Nos. of shareholders	No. of fully paid up equity shares held	No. of Partly paid-up equity shares held	No. of shares underlying Depository Receipts	Total nos. shares held	Shareholding as a % of total no. of shares (calculated as per SCRR, 1957)	Number of Voting Rights held in each class of securities			No. of Shares Underlying Outstanding convertible securities (including	Shareholding, as a % assuming full conversion of convertible securities (as a percentage of diluted share capital)	Number of Locked in shares		Number of Shares pledged or otherwise encumbered		Number of equity shares held in dematerialised form	
								No of Voting Rights					Total as a % of (A+B+C)	No. (a)	As a % of total Shares held(b)	No. (a)		As a % of total Shares held(b)
								Class eg: X	Class eg: y	Total								
	(I)	(III)	(IV)	(V)	(VI)	(VII) = (IV)+(V)+ (VI)	(VIII) As a % of (A+B+C2)	(IX)			(X)	(XI)= (VII)+(X) As a % of (A+B+C2)	(XII)		(XIII)	(XIV)		
1	Indian	0	0	0	0	0	0.000	0	0	0	0.0000	0	0.0000	0	0.0000	0	0.0000	0
(a)	Individuals / Hindu Undivided Family	0	0	0	0	0	0.000	0	0	0	0.0000	0	0.0000	0	0.0000	0	0.0000	0
(b)	Central Government / State Government(s)	0	0	0	0	0	0.00	0	0	0	0.00	0	0.0000	0	0.0000	0	0.0000	0
(c)	Financial Institutions / Banks	0	0	0	0	0	0.00	0	0	0	0.00	0	0.0000	0	0.0000	0	0.0000	0
(d)	Any Other (Specify)	0	0	0	0	0	0.00	0	0	0	0.00	0	0.0000	0	0.0000	0	0.0000	0
	Bodies Corporate	2	10000	0	0	10000	100.00	10000	0	10000	100.00	0	0.0000	0	0.0000	0	0.0000	0
	Jindal Stainless Limited	1	5000	0	0	5000	50.00	5000	0	5000	50.00	0	0.0000	0	0.0000	0	0.0000	0
	Jindal Stainless (Hisar) Limited	1	5000	0	0	5000	50.00	5000	0	5000	50.00	0	0.0000	0	0.0000	0	0.0000	0
	Sub Total (A)(1)	2	10000	0	0	10000	100.00	10000	0	10000	100.00	0	100.00	0	0.0000	0	0.0000	0
2	Foreign							0										0
(a)	Individuals (Non-Resident Individuals / Foreign Individuals)	0	0	0	0	0	0.00	0	0	0	0.00	0	0.0000	0	0.0000	0	0.0000	0
(b)	Government	0	0	0	0	0	0.00	0	0	0	0.00	0	0.0000	0	0.0000	0	0.0000	0
(c)	Institutions	0	0	0	0	0	0.00	0	0	0	0.00	0	0.0000	0	0.0000	0	0.0000	0
(d)	Foreign Portfolio Investor	0	0	0	0	0	0.00	0	0	0	0.00	0	0.0000	0	0.0000	0	0.0000	0
(e)	Any Other (Specify)	0	0	0	0	0	0.00	0	0	0	0.00	0	0.0000	0	0.0000	0	0.0000	0
	Sub Total (A)(2)	0	0	0	0	0	0.00	0	0	0	0.00	0	0.0000	0	0.0000	0	0.0000	0
	Total Shareholding Of Promoter And Promoter Group (A)=(A)(1)+(A)(2)	2	10000	0	0	10000	100.00	10000	0	10000	100.00	0	100.00	0	0.0000	0	0.0000	0

Details of Shares which remain unclaimed may be given hear along with details such as number of shareholders, outstanding shares held in demat/unclaimed suspense account, voting rights which are frozen etc.

*Note:

(1) PAN would not be displayed on website of Stock Exchange(s)

(2) The term 'Encumbrance' has the same meaning as assigned under regulation 28(3) of SEBI (Substantial Acquisition of Shares and Takeovers) Regulations, 2011.



Jindal Stainless Corporate Management Services Private Limited - Pre Scheme Shareholding Pattern

Table III - Statement showing shareholding pattern of the Public shareholder

Category	Category & Name of shareholders	Nos. of shareholders	No. of fully paid up equity shares held	No. of Partly paid-up equity shares held	No. of shares underlying Depository Receipts	Total nos. shares held	Shareholding as a % of total no. of shares (calculated as per SCRR, 1957)	Number of Voting Rights held in each class of securities			No. of Shares Underlying Outstanding convertible securities (including	Shareholding, as a % assuming full conversion of convertible securities (as a percentage of diluted share capital)	Number of Locked in shares		Number of Shares pledged or otherwise encumbered		Number of equity shares held in dematerialised form	
								No of Voting Rights		Total as a % of (A+B+C)			No. (a)	As a % of total Shares held(b)	No. (a)	As a % of total Shares held(b)		
								Class eg: X	Class eg: Y									Total
	(I)	(III)	(IV)	(V)	(VI)	(VII) = (IV)+(V)+(VI)	(VIII) As a % of (A+B+C2)	(IX)			(X)	(XI) = (VII)+(X) As a % of (A+B+C2)	(XII)	(XIII)		(XIV)		
1	Institutions																	
(a)	Mutual Fund	0	0	0	0	0	0.0000	0	0	0	0.0000	0	0.0000	0	0.0000	NA	NA	0
(b)	Venture Capital Funds	0	0	0	0	0	0.0000	0	0	0	0.0000	0	0.0000	0	0.0000	NA	NA	0
(c)	Alternate Investment Funds	0	0	0	0	0	0.0000	0	0	0	0.0000	0	0.0000	0	0.0000	NA	NA	0
(d)	Foreign Venture Capital Investors	0	0	0	0	0	0.0000	0	0	0	0.0000	0	0.0000	0	0.0000	NA	NA	0
(e)	Foreign Portfolio Investor	0	0	0	0	0	0.0000	0	0	0	0.0000	0	0.0000	0	0.0000	NA	NA	0
(f)	Financial Institutions / Banks	0	0	0	0	0	0.0000	0	0	0	0.0000	0	0.0000	0	0.0000	NA	NA	0
(g)	Insurance Companies	0	0	0	0	0	0.0000	0	0	0	0.0000	0	0.0000	0	0.0000	NA	NA	0
(h)	Provident Funds/ Pension Funds	0	0	0	0	0	0.0000	0	0	0	0.0000	0	0.0000	0	0.0000	NA	NA	0
(i)	Any Other (Specify)	0	0	0	0	0	0.0000	0	0	0	0.0000	0	0.0000	0	0.0000	NA	NA	0
	Sub Total (B)(1)	0	0	0	0	0	0.0000	0	0	0	0.0000	0	0.0000	0	0.0000	NA	NA	0
2	India																	
	Central Government/ State Government(s)/ President of	0	0	0	0	0	0.0000	0	0	0	0.0000	0	0.0000	0	0.0000	NA	NA	0
	Sub Total (B)(2)	0	0	0	0	0	0.0000	0	0	0	0.0000	0	0.0000	0	0.0000	NA	NA	0
3	Non-Institutions																	
(a)	Individuals	0	0	0	0	0	0.0000	0	0	0	0.0000	0	0.0000	0	0.0000	NA	NA	0
	i. Individual shareholders holding nominal share capital up to Rs. 2 lakhs.	0	0	0	0	0	0.0000	0	0	0	0.0000	0	0.0000	0	0.0000	NA	NA	0
	ii. Individual shareholders holding nominal share capital in excess of Rs. 2 lakhs.	0	0	0	0	0	0.0000	0	0	0	0.0000	0	0.0000	0	0.0000	NA	NA	0
(b)	NBFCs registered with RBI	0	0	0	0	0	0.0000	0	0	0	0.0000	0	0.0000	0	0.0000	NA	NA	0
(c)	Employee Trusts	0	0	0	0	0	0.0000	0	0	0	0.0000	0	0.0000	0	0.0000	NA	NA	0
(d)	Overseas Depositories(holding DRs) (balancing figure)	0	0	0	0	0	0.0000	0	0	0	0.0000	0	0.0000	0	0.0000	NA	NA	0
(e)	Any Other (Specify)	0	0	0	0	0	0.0000	0	0	0	0.0000	0	0.0000	0	0.0000	NA	NA	0
	IEPF	0	0	0	0	0	0.0000	0	0	0	0.0000	0	0.0000	0	0.0000	NA	NA	0
	Hindu Undivided Family	0	0	0	0	0	0.0000	0	0	0	0.0000	0	0.0000	0	0.0000	NA	NA	0
	Foreign Companies	0	0	0	0	0	0.0000	0	0	0	0.0000	0	0.0000	0	0.0000	NA	NA	0
	Non Resident Indians (Non Repat)	0	0	0	0	0	0.0000	0	0	0	0.0000	0	0.0000	0	0.0000	NA	NA	0
	Non Resident Indians (Repat)	0	0	0	0	0	0.0000	0	0	0	0.0000	0	0.0000	0	0.0000	NA	NA	0
	Clearing Member	0	0	0	0	0	0.0000	0	0	0	0.0000	0	0.0000	0	0.0000	NA	NA	0
	Bodies Corporate	0	0	0	0	0	0.0000	0	0	0	0.0000	0	0.0000	0	0.0000	NA	NA	0
	Sub Total (B)(3)	0	0	0	0	0	0.0000	0	0	0	0.00	0	0.0000	0	0.0000	NA	NA	0
	Total Public Shareholding (B)= (B)(1)+(B)(2)+(B)(3)	0	0	0	0	0	0.0000	0	0	0	0.00	0	0.0000	0	0.0000	NA	NA	0

Details of the shareholders acting as persons in Concert including their Shareholding (No. and %):


Details of Shares which remain unclaimed may be given hear along with details such as number of shareholders, outstanding shares held in demat/unclaimed suspense account, voting rights which are frozen etc.

Note:

(1) PAN would not be displayed on website of Stock Exchange(s).

(2) The above format needs to be disclosed along with the name of following persons:Institutions/Non Institutions holding more than 1% of total number of shares

(3) W.r.t. the information pertaining to Depository Receipts, the same may be disclosed in the respective columns to the extent information available and the balance to be disclosed as held by custodian.




Jindal Stainless Corporate Management Services Private Limited - Pre Scheme Shareholding Pattern

Table IV - Statement showing shareholding pattern of the Non Promoter- Non Public shareholder

Category	Category & Name of shareholders	Nos. of shareholders	No. of fully paid up equity shares held	No. of Partly paid-up equity shares held	No. of shares underlying Depository Receipts	Total nos. shares held	Shareholding as a % of total no. of shares (calculated as per SCRR, 1957)	Number of Voting Rights held in each class of securities				No. of Shares Underlying Outstanding convertible securities (including	Shareholding, as a % assuming full conversion of convertible securities (as a % of (VII)+(X))	Number of Locked in shares		Number of Shares pledged or otherwise encumbered		Number of equity shares held in dematerialised form
								No of Voting Rights			Total as a % of (A+B+C)			No. (a)	As a % of total Shares held(b)	No. (a)	As a % of total Shares held(b)	
								Class eg: X	Class eg: y	Total								
	(I)	(III)	(IV)	(V)	(VI)	(VII) = (IV)+(V)+ (VI)	(VIII) As a % of (A+B+C2)	(IX)				(X)	(XI)= (VII)+(X) As a % of	(XII)		(XIII)		(XIV)
1	Custodian/DR Holder	0	0	0	0	0	0.0000	0	0	0	0.0000	0	0.0000	0	0.0000	0	0.0000	0
2	Employee Benefit Trust (under SEBI (Share based Employee Benefit) Regulations, 2014)	0	0	0	0	0	0.0000	0	0	0	0.0000	0	0.0000	0	0.0000	0	0.0000	0
	Total Non-Promoter- Non Public Shareholding (C)= (C)(1)+(C)(2)	0	0	0	0	0	0.0000	0	0	0	0.0000	0	0.0000	0	0.0000	0	0.0000	0

Note:

- (1) PAN would not be displayed on website of Stock Exchange(s).
- (2) The above format needs to disclose name of all holders holding more than 1% of total number of shares
- (3) W.r.t. the information pertaining to Depository Receipts, the same may be disclosed in the respective columns to the extent information available





Since Jindal Stainless Corporate Management Services Private Limited will be wound up post-merger into Jindal Stainless Limited, no post scheme shareholding has been shown.

For **Jindal Stainless Corporate Management Services Private Limited**




Navneet Raghuvanshi
Authorised Signatory

Place: New Delhi
Date: 08.01.2021

Jindal Stainless Corporate Management Services Pvt. Ltd.

CIN: U74140HR2013PTC049340

Jindal Centre, 12 Bhikaji Cama Place, New Delhi - 110066, India

T: +91 011-26188345, 41462000, 61462000 E: info@jindalstainless.com Website: www.jindalstainless.com

